

AGRICULTURE PUMPS



- Hydraulic Driven
- Engine Driven
- Pedestal Mount

- FLOMAX®
- SERIES
- CHEMFLO
- FRX

- Applicators/Spraying
- Blending
- Nurse Tanks
- Bulk Transfer

We don't just go with the flow, we create it!

Our products are designed with our customers needs in mind.



MP Pumps has a complete line of centrifugal products and drive types to meet today's applications in the Agricultural Industry. Whether it is chemical spraying, bulk transfer, mixing or blending, MP Pumps offers its products in Cast Iron, 316 Stainless Steel, Bronze and Aluminum to handle the full range of fluid types. Drive type selections include Hydraulic, Engine and Pedestal mountings. In addition, MP Pumps offers its products in the industry recognized "PumPAK" design allowing for simple pump replacement or coupling to a customer supplied or existing driver.

Section 1: HYDRAULIC DRIVEN

1. Gerotor motors are available in cast iron construction for the smaller platform models. These are offered in the standard hydraulic pedestal or the Hy-Speed Pedestal.
2. Gear Motors are equipped for the larger platform pumps.

Section 2: ENGINE DRIVEN

1. Small Platform Pumps are designed with 3/4" shafts, Larger Platform Pumps are designed with either 1" or 1-1/8" shafts.
2. Engine driven pumps are available mounted on base plates and equipped with carrying handles or lift eyes.

Section 3: PEDESTAL MOUNT

1. Pedestal pumps may be long-coupled where the motor and pump are separated or pulley driven.
2. MP Pumps offers a complete line of base plate assemblies to match the motor and engine size.

SELF-PRIMING

FRX75-SP Series Specifications

- Suction: 3/4" NPT
- Discharge: 3/4" NPT
- Available Materials of Construction: 316 Stainless Steel (Investment Cast)
- Mechanical Seal: Viton (Standard). Optional seals available.
- (1) Hydraulic Motor Displacements: .08 cu. inch



FRX75-SP-HYD, .08 DISPLACEMENT									U.S. UNITS
OIL FLOW	SHUT OFF 0 GPM	5 GPM	10 GPM	15 GPM	20 GPM	25 GPM	30 GPM	35 GPM	MAX. HYD. OIL PRESS.REQ.
1 GPM	7.8 PSI	6.5 PSI	4.8 PSI	2.6 PSI	-	-	-	-	300 PSI
1.5 GPM	10.8 PSI	10.0 PSI	8.2 PSI	6.1 PSI	3.9 PSI	-	-	-	450 PSI
2 GPM	16.0 PSI	14.3 PSI	12.6 PSI	10.4 PSI	7.4 PSI	4.8 PSI	-	-	600 PSI
2.5 GPM	22.5 PSI	20.4 PSI	18.2 PSI	15.6 PSI	12.6 PSI	8.7 PSI	5.2 PSI	-	800 PSI

FRX75-SP-HYD, .08 DISPLACEMENT									METRIC UNITS
OIL FLOW	SHUT OFF 0 LPM	19 LPM	38 LPM	57 LPM	76 LPM	95 LPM	114 LPM	133 LPM	MAX. HYD. OIL PRESS.REQ.
4 LPM	.5 BAR	.4 BAR	.3 BAR	.2 BAR	-	-	-	-	20.7 BAR
6 LPM	.7 BAR	.7 BAR	.6 BAR	.4 BAR	.3 BAR	-	-	-	31.0 BAR
8 LPM	1.1 BAR	1.0 BAR	.9 BAR	.7 BAR	.5 BAR	.3 BAR	-	-	41.4 BAR
9 LPM	1.6 BAR	1.4 BAR	1.3 BAR	1.1 BAR	.9 BAR	.6 BAR	.4 BAR	-	55.2 BAR

SELF-PRIMING

FLOMAX 5 Specifications

- Suction: 1-1/2" NPT (BSP)
- Discharge: 2" NPT (BSP)
- Available Materials of Construction: Cast Iron, Bronze and Aluminum
- Mechanical Seal: Viton (Standard). Optional seals available.
- (3) Hydraulic Motor Displacements: .22, .37 and .45 cu. inch



FLOMAX 5, .37 DISPLACEMENT												U.S. UNITS
OIL FLOW	SHUT OFF 0 GPM	10 GPM	25 GPM	40 GPM	55 GPM	70 GPM	85 GPM	100 GPM	115 GPM	130 GPM	145 GPM	MAX. HYD. OIL PRESS.REQ.
6 GPM	42 PSI	40 PSI	37 PSI	34 PSI	31 PSI	27 PSI	24 PSI	20 PSI	16 PSI	13 PSI	9 PSI	1180 PSI
8 GPM	72 PSI	68 PSI	63 PSI	58 PSI	53 PSI	47 PSI	42 PSI	36 PSI	31 PSI	26 PSI	21 PSI	2150 PSI
11 GPM	102 PSI	97 PSI	90 PSI	83 PSI	75 PSI	67 PSI	60 PSI	53 PSI	43 PSI	39 PSI	32 PSI	1950 PSI

FLOMAX 5, .37 DISPLACEMENT												METRIC UNITS
OIL FLOW	SHUT OFF 0 LPM	38 LPM	95 LPM	152 LPM	208 LPM	265 LPM	322 LPM	379 LPM	436 LPM	492 LPM	549 LPM	MAX. HYD. OIL PRESS.REQ.
23 LPM	2.9 BAR	2.8 BAR	2.6 BAR	2.3 BAR	2.1 BAR	1.9 BAR	1.7 BAR	1.4 BAR	1.1 BAR	0.9 BAR	0.6 BAR	81.4 BAR
30 LPM	5.0 BAR	4.7 BAR	4.3 BAR	4.0 BAR	3.7 BAR	3.2 BAR	2.9 BAR	2.5 BAR	2.1 BAR	1.8 BAR	1.4 BAR	148.3 BAR
42 LPM	7.0 BAR	6.7 BAR	6.2 BAR	5.7 BAR	5.2 BAR	4.6 BAR	4.1 BAR	3.7 BAR	3.0 BAR	2.7 BAR	2.2 BAR	134.5 BAR

FLOMAX 5, .45 DISPLACEMENT												U.S. UNITS
OIL FLOW	SHUT OFF 0 GPM	10 GPM	25 GPM	40 GPM	55 GPM	70 GPM	85 GPM	100 GPM	115 GPM	130 GPM	145 GPM	MAX. HYD. OIL PRESS.REQ.
6 GPM	28 PSI	27 PSI	24 PSI	22 PSI	19 PSI	16 PSI	14 PSI	11 PSI	8 PSI	4 PSI	-	720 PSI
8 GPM	49 PSI	47 PSI	44 PSI	42 PSI	37 PSI	34 PSI	31 PSI	27 PSI	23 PSI	19 PSI	15 PSI	1200 PSI
10 GPM	77 PSI	75 PSI	71 PSI	67 PSI	64 PSI	59 PSI	55 PSI	50 PSI	46 PSI	41 PSI	36 PSI	1650 PSI

FLOMAX 5, .45 DISPLACEMENT												METRIC UNITS
OIL FLOW	SHUT OFF 0 LPM	38 LPM	95 LPM	152 LPM	208 LPM	265 LPM	322 LPM	379 LPM	436 LPM	492 LPM	549 LPM	MAX. HYD. OIL PRESS.REQ.
23 LPM	1.9 BAR	1.9 BAR	1.7 BAR	1.5 BAR	1.3 BAR	1.1 BAR	1.0 BAR	0.8 BAR	0.6 BAR	0.3 BAR	-	49.7 BAR
30 LPM	3.4 BAR	3.2 BAR	3.0 BAR	2.9 BAR	2.6 BAR	2.3 BAR	2.1 BAR	1.9 BAR	1.6 BAR	1.3 BAR	1.0 BAR	82.8 BAR
38 LPM	5.3 BAR	5.2 BAR	4.9 BAR	4.6 BAR	4.4 BAR	4.1 BAR	3.8 BAR	3.4 BAR	3.2 BAR	2.8 BAR	2.5 BAR	113.8 BAR

SELF-PRIMING

FLOMAX 8 Specifications

- Suction: 2" NPT (BSP)
- Discharge: 2" NPT (BSP)
- Available Materials of Construction: Cast Iron, Bronze and Aluminum
- Mechanical Seal: Viton (Standard). Optional seals available.
- (6) Hydraulic Motor Displacements: Standard speed .22, .37 and .45 cu. inch
Hy-Speed .22, .37 and .45 cu. inch



FLOMAX 8, .37 DISPLACEMENT												U.S. UNITS
OIL FLOW	SHUT OFF 0 GPM	20 GPM	40 GPM	60 GPM	80 GPM	100 GPM	120 GPM	140 GPM	160 GPM	180 GPM	200 GPM	MAX. HYD. OIL PRESS.REQ.
5 GPM	30 PSI	27 PSI	24 PSI	21 PSI	17 PSI	14 PSI	11 PSI	7 PSI	4 PSI	-	-	920 PSI
7 GPM	59 PSI	54 PSI	49 PSI	43 PSI	37 PSI	33 PSI	27 PSI	22 PSI	17 PSI	12 PSI	7 PSI	1460 PSI
9 GPM	89 PSI	82 PSI	74 PSI	66 PSI	57 PSI	49 PSI	42 PSI	38 PSI	29 PSI	23 PSI	17 PSI	1850 PSI

FLOMAX 8, .37 DISPLACEMENT												METRIC UNITS
OIL FLOW	SHUT OFF 0 LPM	76 LPM	152 LPM	1227 LPM	303 LPM	379 LPM	455 LPM	530 LPM	606 LPM	682 LPM	758 LPM	MAX. HYD. OIL PRESS.REQ.
19 LPM	2.1 BAR	1.9 BAR	1.7 BAR	1.4 BAR	1.2 BAR	1.0 BAR	0.8 BAR	0.5 BAR	0.3 BAR	-	-	63.4 BAR
27 LPM	4.1 BAR	3.7 BAR	3.4 BAR	3.0 BAR	2.6 BAR	2.3 BAR	1.9 BAR	1.5 BAR	1.2 BAR	0.8 BAR	0.5 BAR	100.7 BAR
34 LPM	6.1 BAR	5.7 BAR	5.1 BAR	4.6 BAR	3.9 BAR	3.4 BAR	2.9 BAR	2.6 BAR	2.0 BAR	1.6 BAR	1.2 BAR	127.6 BAR

FLOMAX 8 HY-SPEED, .37 DISPLACEMENT												U.S. UNITS
OIL FLOW	SHUT OFF 0 GPM	20 GPM	40 GPM	60 GPM	80 GPM	100 GPM	120 GPM	140 GPM	160 GPM	180 GPM	200 GPM	MAX. HYD. OIL PRESS.REQ.
6 GPM	41 PSI	38 PSI	34 PSI	31 PSI	27 PSI	22 PSI	18 PSI	14 PSI	10 PSI	5 PSI	-	1250 PSI
8 GPM	74 PSI	69 PSI	64 PSI	59 PSI	54 PSI	48 PSI	43 PSI	37 PSI	31 PSI	24 PSI	16 PSI	1950 PSI
10 GPM	109 PSI	102 PSI	94 PSI	86 PSI	78 PSI	70 PSI	62 PSI	54 PSI	45 PSI	35 PSI	25 PSI	2350 PSI

FLOMAX 8 HY-SPEED, .37 DISPLACEMENT												METRIC UNITS
OIL FLOW	SHUT OFF 0 LPM	76 LPM	152 LPM	1227 LPM	303 LPM	379 LPM	455 LPM	530 LPM	606 LPM	682 LPM	758 LPM	MAX. HYD. OIL PRESS.REQ.
23 LPM	2.8 BAR	2.6 BAR	2.3 BAR	2.1 BAR	1.9 BAR	1.5 BAR	1.2 BAR	1.0 BAR	0.7 BAR	0.3 BAR	-	86.2 BAR
30 LPM	5.1 BAR	4.8 BAR	4.4 BAR	4.1 BAR	3.7 BAR	3.3 BAR	3.0 BAR	2.6 BAR	2.1 BAR	1.7 BAR	1.1 BAR	134.5 BAR
38 LPM	7.5 BAR	7.0 BAR	6.5 BAR	5.9 BAR	5.4 BAR	4.8 BAR	4.3 BAR	3.7 BAR	3.1 BAR	2.4 BAR	1.7 BAR	162.1 BAR

SELF-PRIMING

FLOMAX 10 & 15 Specifications

- Suction: 2" NPT / 3" NPT (BSP)
- Discharge: 2" NPT / 3" NPT (BSP)
- Available Materials of Construction: Cast Iron and Bronze.
FLOMAX 15 is also available in 316 Stainless Steel
- Mechanical Seal: Viton (Standard). Optional seals available.
- (1) Hydraulic Motor Displacement: .73 cu. inch



FLOMAX 10, .73 DISPLACEMENT												U.S. UNITS
OIL FLOW	SHUT OFF 0 GPM	20 GPM	40 GPM	60 GPM	80 GPM	100 GPM	120 GPM	140 GPM	160 GPM	180 GPM	200 GPM	MAX. HYD. OIL PRESS.REQ.
8 GPM	26.0 PSI	23.8 PSI	22.9 PSI	21.7 PAI	19.5 PSI	16.9 PSI	13.0 PSI	11.3 PSI	-	-	-	530 PSI
10 GPM	39.0 PSI	37.2 PSI	36.4 PSI	33.8 PSI	31.2 PSI	28.6 PSI	26.0 PSI	21.7 PSI	17.8 PSI	14.7 PSI	8.7 PSI	900 PSI
12 GPM	56.3 PSI	53.3 PSI	51.1 PSI	48.1 PSI	45.9 PSI	43.3 PSI	40.3 PSI	36.4 PSI	32.9 PSI	28.1 PSI	21.7 PSI	1100 PSI
14 GPM	77.5 PSI	73.6 PSI	71.0 PSI	68.0 PSI	65.0 PSI	60.6 PSI	56.3 PSI	52.0 PSI	47.6 PSI	43.3 PSI	34.6 PSI	1500 PSI
15 GPM	84.4 PSI	82.3 PSI	80.1 PSI	77.9 PSI	74.5 PSI	70.6 PSI	67.1 PSI	64.1 PSI	60.2 PSI	55.9 PSI	47.6 PSI	1800 PSI

FLOMAX 10, .73 DISPLACEMENT												METRIC UNITS
OIL FLOW	SHUT OFF 0 LPM	76 LPM	152 LPM	227 LPM	303 LPM	379 LPM	455 LPM	530 LPM	606 LPM	682 LPM	758 LPM	MAX. HYD. OIL PRESS.REQ.
30 LPM	1.8 BAR	1.6 BAR	1.6 BAR	1.5 BAR	1.3 BAR	1.2 BAR	.9 BAR	.8 BAR	-	-	-	36.6 BAR
38 LPM	2.7 BAR	2.6 BAR	2.5 BAR	2.3 BAR	2.2 BAR	2.0 BAR	1.8 BAR	1.5 BAR	1.2 BAR	1.0 BAR	.6 BAR	62.1 BAR
45 LPM	3.9 BAR	3.7 BAR	3.5 BAR	3.3 BAR	3.2 BAR	3.0 BAR	2.8 BAR	2.5 BAR	2.3 BAR	1.9 BAR	1.5 BAR	75.9 BAR
53 LPM	5.3 BAR	5.1 BAR	4.9 BAR	4.7 BAR	4.5 BAR	4.2 BAR	3.9 BAR	3.6 BAR	3.3 BAR	3.0 BAR	2.4 BAR	103.4 BAR
57 LPM	5.8 BAR	5.7 BAR	5.5 BAR	5.4 BAR	5.1 BAR	4.9 BAR	4.6 BAR	4.4 BAR	4.2 BAR	3.9 BAR	3.3 BAR	124.1 BAR

FLOMAX 15, .73 DISPLACEMENT											U.S. UNITS
OIL FLOW	SHUT OFF 0 GPM	40 GPM	80 GPM	120 GPM	160 GPM	200 GPM	240 GPM	280 GPM	320 GPM	360 GPM	MAX. HYD. OIL PRESS. REQ.
8 GPM	22.9 PSI	20.8 PSI	17.3 PSI	14.3 PSI	10.4 PSI	5.2 PSI	-	-	-	-	550 PSI
10 GPM	34.6 PSI	32.5 PSI	28.6 PSI	24.7 PSI	19.5 PSI	14.7 PSI	8.7 PSI	-	-	-	710 PSI
12 GPM	51.5 PSI	47.6 PSI	43.3 PSI	39.0 PSI	32.9 PSI	26.8 PSI	20.8 PSI	14.3 PSI	-	-	1150 PSI
14 GPM	68.4 PSI	65.0 PSI	60.6 PSI	56.3 PSI	49.8 PSI	43.3 PSI	34.6 PSI	28.1 PSI	-	-	1520 PSI
15 GPM	79.7 PSI	76.6 PSI	71.9 PSI	66.7 PSI	60.6 PSI	52.0 PSI	45.0 PSI	36.8 PSI	28.1 PSI	-	1730 PSI

FLOMAX 15, .73 DISPLACEMENT											METRIC UNITS
OIL FLOW	SHUT OFF 0 LPM	152 LPM	303 LPM	455 LPM	606 LPM	758 LPM	909 LPM	1061 LPM	1212 LPM	1364 LPM	MAX. HYD. OIL PRESS. REQ.
30 LPM	1.6 BAR	1.4 BAR	1.2 BAR	1.0 BAR	.7 BAR	.4 BAR	-	-	-	-	37.9 BAR
38 LPM	2.4 BAR	2.2 BAR	2.0 BAR	1.7 BAR	1.3 BAR	1.0 BAR	.6 BAR	-	-	-	49.0 BAR
45 LPM	3.6 BAR	3.3 BAR	3.0 BAR	2.7 BAR	2.3 BAR	1.9 BAR	1.4 BAR	1.0 BAR	-	-	79.3 BAR
53 LPM	4.7 BAR	4.5 BAR	4.2 BAR	3.9 BAR	3.4 BAR	3.0 BAR	2.4 BAR	1.9 BAR	-	-	104.8 BAR
57 LPM	5.5 BAR	5.3 BAR	5.0 BAR	4.6 BAR	4.2 BAR	3.6 BAR	3.1 BAR	2.5 BAR	1.9 BAR	-	119.3 BAR

END SUCTION**Series 30 Specifications**

- Suction: 1" NPT
- Discharge: 3/4" NPT
- Available Materials of Construction: Cast Iron and Bronze
- Mechanical Seal: Viton (Standard). Optional seals available.
- (2) Hydraulic Motor Displacements: .22 and .37 cu. inch



SERIES 30, .37 DISPLACEMENT								U.S. UNITS
OIL FLOW	SHUT OFF 0 GPM	10 GPM	20 GPM	30 GPM	40 GPM	50 GPM	60 GPM	MAX. HYD. OIL PRESS.REQ.
5 GPM	13 GPM	12 GPM	10 GPM	8 GPM	4 GPM	-	-	450 GPM
7 GPM	24 GPM	23 GPM	21 GPM	18 GPM	15 GPM	9 GPM	-	600 GPM
9 GPM	41 GPM	38 GPM	36 GPM	33 GPM	29 GPM	25 GPM	19 GPM	750 GPM

SERIES 30, .37 DISPLACEMENT								METRIC UNITS
OIL FLOW	SHUT OFF 0 LPM	38 LPM	76 LPM	114 LPM	152 LPM	189 LPM	228 LPM	MAX. HYD. OIL PRESS.REQ.
19 LPM	.9 BAR	.8 BAR	.7 BAR	.6 BAR	.3 BAR	-	-	31.0 BAR
27 LPM	1.7 BAR	1.6 BAR	1.4 BAR	1.2 BAR	1.0 BAR	.6 BAR	-	41.4 BAR
34 LPM	2.8 BAR	2.6 BAR	2.5 BAR	2.3 BAR	2.0 BAR	1.7 BAR	1.3 BAR	51.7 BAR

END SUCTION**Series 60 Specifications**

- Suction: 1-1/4" NPT
- Discharge: 1" NPT
- Available Materials of Construction: Cast Iron
- Mechanical Seal: Viton (Standard). Optional seals available.
- (3) Hydraulic Motor Displacements: Hy-Speed .37, .45 and .58 cu. inch



SERIES 60, HY-SPEED, .37 DISPLACEMENT											U.S. UNITS	
OIL FLOW	SHUT OFF 0 GPM	10 GPM	20 GPM	30 GPM	40 GPM	50 GPM	60 GPM	70 GPM	80 GPM	90 GPM	100 GPM	MAX. HYD. OIL PRESS.REQ.
6 GPM	51 PSI	49 PSI	47 PSI	44 PSI	39 PSI	33 PSI	26 PSI	-	-	-	-	950 PSI
9 GPM	113 PSI	112 PSI	110 PSI	106 PSI	102 PSI	96 PSI	87 PSI	76 PSI	65 PSI	-	-	1800 PSI
11 GPM	174 PSI	171 PSI	167 PSI	161 PSI	154 PSI	144 PSI	132 PSI	118 PSI	104 PSI	98 PSI	68 PSI	2300 PSI

SERIES 60, HY-SPEED, .37 DISPLACEMENT											METRIC UNITS	
OIL FLOW	SHUT OFF 0 LPM	38 LPM	76 LPM	114 LPM	152 LPM	189 LPM	228 LPM	265 LPM	303 LPM	341 LPM	379 LPM	MAX. HYD. OIL PRESS.REQ.
23 LPM	3.5 BAR	3.4 BAR	3.2 BAR	3.0 BAR	2.7 BAR	2.3 BAR	1.8 BAR	-	-	-	-	65.5 BAR
34 LPM	7.8 BAR	7.7 BAR	7.6 BAR	7.3 BAR	7.0 BAR	6.6 BAR	6.0 BAR	5.2 BAR	4.5 BAR	-	-	124.1 BAR
42 LPM	12.0 BAR	11.8 BAR	11.5 BAR	11.1 BAR	10.6 BAR	9.9 BAR	9.1 BAR	8.1 BAR	7.2 BAR	6.8 BAR	4.7 BAR	158.6 BAR

END SUCTION

Series 80 Specifications

- Suction: 1-1/2" NPT
- Discharge: 1-1/4" NPT
- Available Materials of Construction: Cast Iron and Bronze
- Mechanical Seal: Viton (Standard). Optional seals available.
- (6) Hydraulic Motor Displacements: Standard speed .37, .45 and .58 cu. inch Hy-Speed .37, .45 and .58 cu. inch



SERIES 80, .37 DISPLACEMENT												U.S. UNITS
OIL FLOW	SHUT OFF 0 GPM	10 GPM	25 GPM	40 GPM	55 GPM	70 GPM	85 GPM	100 GPM	115 GPM	130 GPM	145 GPM	MAX. HYD. OIL PRESS.REQ.
5 GPM	39 PSI	37 PSI	36 PSI	32 PSI	29 PSI	23 PSI	-	-	-	-	-	1000 PSI
7 GPM	78 PSI	77 PSI	76 PSI	75 PSI	71 PSI	65 PSI	56 PSI	43 PSI	-	-	-	1700 PSI
8 GPM	104 PSI	103 PSI	101 PSI	99 PSI	93 PSI	84 PSI	74 PSI	62 PSI	46 PSI	-	-	2100 PSI
9 GPM	134 PSI	132 PSI	129 PSI	126 PSI	119 PSI	108 PSI	97 PSI	85 PSI	68 PSI	49 PSI	-	2450 PSI

SERIES 80, .37 DISPLACEMENT												METRIC UNITS
OIL FLOW	SHUT OFF 0 LPM	38 LPM	95 LPM	152 LPM	208 LPM	265 LPM	322 LPM	379 LPM	436 LPM	492 LPM	549 LPM	MAX. HYD. OIL PRESS.REQ.
19 LPM	2.7 BAR	2.6 BAR	2.5 BAR	2.2 BAR	2.0 BAR	1.6 BAR	-	-	-	-	-	69.0 BAR
27 LPM	5.4 BAR	5.3 BAR	5.2 BAR	5.2 BAR	4.9 BAR	4.5 BAR	3.9 BAR	3.0 BAR	-	-	-	117.2 BAR
30 LPM	7.2 BAR	7.1 BAR	7.0 BAR	6.8 BAR	6.4 BAR	5.8 BAR	5.1 BAR	4.3 BAR	3.2 BAR	-	-	144.8 BAR
34 LPM	9.2 BAR	9.1 BAR	8.9 BAR	8.7 BAR	8.2 BAR	7.4 BAR	6.7 BAR	5.9 BAR	4.7 BAR	3.4 BAR	-	169.0 BAR

SERIES 80, HY-SPEED, .37 DISPLACEMENT												U.S. UNITS
OIL FLOW	SHUT OFF 0 GPM	10 GPM	25 GPM	40 GPM	55 GPM	70 GPM	85 GPM	100 GPM	115 GPM	130 GPM	145 GPM	MAX. HYD. OIL PRESS.REQ.
5 GPM	39 PSI	37 PSI	36 PSI	32 PSI	29 PSI	23 PSI	-	-	-	-	-	1000 PSI
7 GPM	78 PSI	77 PSI	76 PSI	76 PSI	71 PSI	65 PSI	56 PSI	53 PSI	-	-	-	1700 PSI
8 GPM	104 PSI	103 PSI	101 PSI	99 PSI	93 PSI	84 PSI	74 PSI	62 PSI	46 PSI	-	-	2100 PSI
10 GPM	161 PSI	157 PSI	154 PSI	147 PSI	136 PSI	124 PSI	111 PSI	99 PSI	81 PSI	62 PSI	-	2700 PSI

SERIES 80, HY-SPEED, .37 DISPLACEMENT												METRIC UNITS
OIL FLOW	SHUT OFF 0 LPM	38 LPM	95 LPM	152 LPM	208 LPM	265 LPM	322 LPM	379 LPM	435 LPM	492 LPM	549 LPM	MAX. HYD. OIL PRESS.REQ.
19 LPM	2.7 BAR	2.6 BAR	2.5 BAR	2.2 BAR	2.0 BAR	1.6 BAR	-	-	-	-	-	69 BAR
27 LPM	5.4 BAR	5.3 BAR	5.2 BAR	5.2 BAR	4.9 BAR	4.5 BAR	3.9 BAR	3.7 BAR	-	-	-	117.2 BAR
30 LPM	7.2 BAR	7.1 BAR	7.0 BAR	6.8 BAR	6.4 BAR	5.8 BAR	5.1 BAR	4.3 BAR	3.2 BAR	-	-	144.8 BAR
38 LPM	11.1 BAR	10.8 BAR	10.6 BAR	10.1 BAR	9.4 BAR	8.6 BAR	7.7 BAR	6.8 BAR	5.6 BAR	4.3 BAR	-	186.2 BAR

END SUCTION

Series 120 Specifications

- Suction: 2" NPT
- Discharge: 1-1/2" NPT
- Available Materials of Construction: Cast Iron and Bronze
- Mechanical Seal: Viton (Standard). Optional seals available.
- (3) Hydraulic Motor Displacements: Standard speed .73 cu. inch
Hy-Speed .45 and .58 cu. inch



SERIES 120, .73 DISPLACEMENT										U.S. UNITS	
OIL FLOW	SHUT OFF 0 GPM	25 GPM	50 GPM	75 GPM	100 GPM	125 GPM	150 GPM	175 GPM	200 GPM	MAX. HYD. OIL PRESS.REQ.	
10 GPM	47 PSI	45 PSI	42 PSI	41 PSI	38 PSI	35 PSI	-	-	-	990 PSI	
12 GPM	67 PSI	35 PSI	63 PSI	61 PSI	58 PSI	54 PSI	49 PSI	-	-	1220 PSI	
14 GPM	89 PSI	87 PSI	84 PSI	82 PSI	79 PSI	76 PSI	71 PSI	65 PSI	-	1510 PSI	
16 GPM	114 PSI	112 PSI	108 PSI	106 PSI	103 PSI	98 PSI	93 PSI	87 PSI	-	1850 PSI	

SERIES 120, .73 DISPLACEMENT										METRIC UNITS	
OIL FLOW	SHUT OFF 0 LPM	95 LPM	189 LPM	284 LPM	379 LPM	473 LPM	568 LPM	663 LPM	758 LPM	MAX. HYD. OIL PRESS.REQ.	
38 LPM	3.3 BAR	3.1 BAR	2.9 BAR	2.8 BAR	2.6 BAR	2.4 BAR	-	-	-	68.3 BAR	
45 LPM	4.6 BAR	4.5 BAR	4.3 BAR	4.2 BAR	4.0 BAR	3.7 BAR	3.4 BAR	-	-	84.1 BAR	
53 LPM	6.1 BAR	6.0 BAR	5.8 BAR	5.7 BAR	5.4 BAR	5.2 BAR	4.9 BAR	4.4 BAR	-	104.1 BAR	
61 LPM	7.9 BAR	7.7 BAR	7.5 BAR	7.3 BAR	7.1 BAR	6.8 BAR	6.4 BAR	6.0 BAR	-	127.6 BAR	

SERIES 120, HY-SPEED, .45 DISPLACEMENT												U.S. UNITS	
OIL FLOW	SHUT OFF 0 GPM	20 GPM	40 GPM	60 GPM	80 GPM	100 GPM	120 GPM	140 GPM	160 GPM	180 GPM	200 GPM	MAX. HYD. OIL PRESS.REQ.	
6 GPM	40 PSI	37 PSI	36 PSI	35 PSI	33 PSI	29 PSI	27 PSI	22 PSI	-	-	-	1150 PSI	
9 GPM	85 PSI	85 PSI	84 PSI	82 PSI	79 PSI	71 PSI	72 PSI	69 PSI	65 PSI	-	-	2150 PSI	
11 GPM	125 PSI	124 PSI	120 PSI	115 PSI	109 PSI	102 PSI	94 PSI	86 PSI	77 PSI	66 PSI	45 PSI	2600 PSI	

SERIES 120, HY-SPEED, .45 DISPLACEMENT												METRIC UNITS	
OIL FLOW	SHUT OFF 0 LPM	76 LPM	152 LPM	227 LPM	303 LPM	379 LPM	455 LPM	530 LPM	606 LPM	682 LPM	758 LPM	MAX. HYD. OIL PRESS.REQ.	
23 LPM	2.8 BAR	2.6 BAR	2.5 BAR	2.4 BAR	2.3 BAR	2.0 BAR	1.9 BAR	1.5 BAR	-	-	-	79.3 BAR	
34 LPM	5.9 BAR	5.9 BAR	5.8 BAR	5.7 BAR	5.4 BAR	4.9 BAR	5.0 BAR	4.8 BAR	4.5 BAR	-	-	148.3 BAR	
42 LPM	8.6 BAR	8.6 BAR	8.3 BAR	7.9 BAR	7.5 BAR	7.0 BAR	6.5 BAR	5.9 BAR	5.3 BAR	4.6 BAR	3.1 BAR	179.3 BAR	

END SUCTION

Series 300 Specifications

- Suction: 3" ANSI Flange
- Discharge: 2-1/2" ANSI Flange
- Available Materials of Construction: Cast Iron
- Mechanical Seal: Viton (Standard). Optional seals available.
- (2) Hydraulic Motor Displacements: 1.16 and 1.58 cu. inch



SERIES 300, 1.16 DISPLACEMENT							U.S. UNITS
OIL FLOW	SHUT OFF 0 GPM	100 GPM	200 GPM	300 GPM	400 GPM	500 GPM	MAX. HYD. OIL PRESS.REQ.
12 GPM	35 PSI	35 PSI	30 PSI	24 PSI	6 PSI	-	1150 PSI
14 GPM	48 PSI	48 PSI	43 PSI	36 PSI	24 PSI	-	1450 PSI
16 GPM	61 PSI	62 PSI	58 PSI	52 PSI	39 PSI	-	1850 PSI
18 GPM	76 PSI	78 PSI	74 PSI	68 PSI	58 PSI	41 PSI	2100 PSI

SERIES 300, 1.16 DISPLACEMENT							METRIC UNITS
OIL FLOW	SHUT OFF 0 LPM	379 LPM	758 LPM	1136 LPM	1515 LPM	1894 LPM	MAX. HYD. OIL PRESS.REQ.
45 LPM	2.4 BAR	2.4 BAR	2.1 BAR	1.7 BAR	0.4 BAR	-	79.3 BAR
53 LPM	3.3 BAR	3.3 BAR	3.0 BAR	2.5 BAR	1.7 BAR	-	100 BAR
61 LPM	4.2 BAR	4.3 BAR	.0 BAR	3.6 BAR	2.7 BAR	-	127.6 BAR
68 LPM	5.2 BAR	5.4 BAR	5.1 BAR	4.7 BAR	4.0 BAR	2.8 BAR	144.8 BAR

SERIES 300, 1.59 DISPLACEMENT							U.S. UNITS
OIL FLOW	SHUT OFF 0 GPM	100 GPM	200 GPM	300 GPM	400 GPM	500 GPM	MAX. HYD. OIL PRESS.REQ.
20 GPM	53 PSI	52 PSI	48 PSI	42 PSI	31 PSI	-	1210 PSI
22 GPM	61 PSI	63 PSI	60 PSI	52 PSI	42 PSI	-	1450 PSI
24 GPM	74 PSI	75 PSI	72 PSI	66 PSI	56 PSI	-	1700 PSI
26 GPM	87 PSI	87 PSI	86 PSI	80 PSI	69 PSI	-	1960 PSI
27 GPM	94 PSI	95 PSI	94 PSI	87 PSI	77 PSI	54 PSI	2100 PSI

SERIES 300, 1.59 DISPLACEMENT							METRIC UNITS
OIL FLOW	SHUT OFF 0 LPM	379 LPM	758 LPM	1136 LPM	1515 LPM	1894 LPM	MAX. HYD. OIL PRESS.REQ.
76 LPM	200.8 BAR	187.0 BAR	181.8 BAR	159.1 BAR	117.4 BAR	-	83.4 BAR
83 LPM	231.1 BAR	238.6 BAR	227.3 BAR	197.0 BAR	159.1 BAR	-	100 BAR
91 LPM	280.3 BAR	284.1 BAR	272.7 BAR	250.0 BAR	212.1 BAR	-	117.2 BAR
98 LPM	329.5 BAR	329.5 BAR	325.8 BAR	303.0 BAR	261.4 BAR	-	135.2 BAR
102 LPM	356.1 BAR	359.8 BAR	356.1 BAR	329.5 BAR	291.7 BAR	204.5 BAR	144.8 BAR

END SUCTION

Chemflo 1 Specifications

- Suction: 1-1/2" NPT
- Discharge: 1" NPT
- Available Materials of Construction: 316 Stainless Steel (Investment Cast) and Nickel Bronze Aluminum
- Mechanical Seal: Viton (Standard). Optional seals available.
- (2) Hydraulic Motor Displacements: Hy-Speed .22 and .37 cu. inch



CHEMFLO 1, HY-SPEED, .37 DISPLACEMENT									U.S. UNITS
OIL FLOW	SHUT OFF 0 GPM	20 GPM	40 GPM	60 GPM	80 GPM	100 GPM	120 GPM	140 GPM	MAX. HYD. OIL PRESS.REQ.
6 GPM	51 PSI	51 PSI	47 PSI	40 PSI	31 PSI	20 PSI	-	-	1250 PSI
8 GPM	101 PSI	96 PSI	91 PSI	83 PSI	70 PSI	56 PSI	40 PSI	-	1950 PSI
10 GPM	154 PSI	145 PSI	134 PSI	120 PSI	104 PSI	86 PSI	70 PSI	50 PSI	2500 PSI

CHEMFLO 1, HY-SPEED, .37 DISPLACEMENT									METRIC UNITS
OIL FLOW	SHUT OFF 0 LPM	76 LPM	152 LPM	227 LPM	303 LPM	379 LPM	455 LPM	530 LPM	MAX. HYD. OIL PRESS.REQ.
23 LPM	3.5 BAR	3.5 BAR	3.2 BAR	2.8 BAR	2.1 BAR	1.4 BAR	-	-	86.2 BAR
30 LPM	7.0 BAR	6.6 BAR	6.3 BAR	5.7 BAR	4.8 BAR	3.9 BAR	2.8 BAR	-	134.5 BAR
38 LPM	10.6 BAR	10.0 BAR	9.2 BAR	8.3 BAR	7.2 BAR	5.9 BAR	4.8 BAR	3.4 BAR	172.4 BAR

END SUCTION

Chemflo 2 Specifications

- Suction: 1-1/2" NPT
- Discharge: 1" NPT
- Available Materials of Construction: 316 Stainless Steel (Investment Cast) and Nickel Bronze Aluminum
- Mechanical Seal: Viton (Standard). Optional seals available.
- (2) Hydraulic Motor Displacements: Hy-Speed .22 and .37 cu. inch



CHEMFLO 2, HY-SPEED, .37 DISPLACEMENT										U.S. UNITS
OIL FLOW	SHUT OFF 0 GPM	20 GPM	40 GPM	60 GPM	80 GPM	100 GPM	120 GPM	140 GPM	160 GPM	MAX. HYD. OIL PRESS.REQ.
5 GPM	30 PSI	30 PSI	29 PSI	25 PSI	20 PSI	12 PSI	-	-	-	950 PSI
7 GPM	58 PSI	59 PSI	61 PSI	57 PSI	52 PSI	45 PSI	34 PSI	-	-	1600 PSI
10 GPM	125 PSI	124 PSI	125 PSI	120 PSI	111 PSI	98 PSI	84 PSI	69 PSI	48 PSI	2600 PSI

CHEMFLO 2, HY-SPEED, .37 DISPLACEMENT										METRIC UNITS
OIL FLOW	SHUT OFF 0 LPM	76 LPM	152 LPM	227 LPM	303 LPM	379 LPM	455 LPM	530 LPM	606 LPM	MAX. HYD. OIL PRESS.REQ.
19 LPM	2.1 BAR	2.1 BAR	2.0 BAR	1.7 BAR	1.4 BAR	.08 BAR	-	-	-	65.5 BAR
27 LPM	4.0 BAR	4.1 BAR	4.2 BAR	3.9 BAR	3.6 BAR	3.1 BAR	2.3 BAR	-	-	110.3 BAR
38 LPM	8.6 BAR	8.6 BAR	8.6 BAR	8.3 BAR	7.7 BAR	6.8 BAR	5.8 BAR	4.8 BAR	3.3 BAR	179.3 BAR

END SUCTION

Chemflo 3 Specifications

- Suction: 2" NPT
- Discharge: 1-1/2" NPT
- Available Materials of Construction: 316 Stainless Steel (Investment Cast) and Nickel Bronze Aluminum
- Mechanical Seal: Viton (Standard). Optional seals available.
- (2) Hydraulic Motor Displacements: Hy-Speed .22 and .37 cu. inch



CHEMFLO 3, HY-SPEED, .37 DISPLACEMENT								U.S. UNITS
OIL FLOW	SHUT OFF 0 GPM	40 GPM	80 GPM	120 GPM	160 GPM	200 GPM	240 GPM	MAX. HYD. OIL PRESS.REQ.
5 GPM	29 PSI	28 PSI	24 PSI	15 PSI	-	-	-	950 PSI
7 GPM	59 PSI	59 PSI	55 PSI	47 PSI	33 PSI	-	-	1750 PSI
10 GPM	120 PSI	119 PSI	108 PSI	92 PSI	73 PSI	53 PSI	27 PSI	2650 PSI

CHEMFLO 3, HY-SPEED, .37 DISPLACEMENT								METRIC UNITS
OIL FLOW	SHUT OFF 0 LPM	152 LPM	303 LPM	455 LPM	606 LPM	758 LPM	908 LPM	MAX. HYD. OIL PRESS.REQ.
19 LPM	2.0 BAR	1.9 BAR	1.7 BAR	1.0 BAR	-	-	-	65.5 BAR
27 LPM	4.1 BAR	4.1 BAR	3.8 BAR	3.2 BAR	2.3 BAR	-	-	120.7 BAR
38 LPM	8.3 BAR	8.2 BAR	7.4 BAR	6.3 BAR	5.0 BAR	3.7 BAR	1.9 BAR	182.8 BAR

END SUCTION

Chemflo 4 Specifications

- Suction: 2" NPT
- Discharge: 1-1/2" NPT
- Available Materials of Construction: 316 Stainless Steel (Investment Cast) and Nickel Bronze Aluminum
- Mechanical Seal: Viton (Standard). Optional seals available.
- (2) Hydraulic Motor Displacements: Hy-Speed .22 and .37 cu. inch



CHEMFLO 4, HY-SPEED, .22 DISPLACEMENT										U.S. UNITS
OIL FLOW	SHUT OFF 0 GPM	20 GPM	40 GPM	60 GPM	80 GPM	100 GPM	120 GPM	140 GPM	160 GPM	MAX. HYD. OIL PRESS.REQ.
3 GPM	23 PSI	24 PSI	24 PSI	23 PSI	19 PSI	16 PSI	12 PSI	7 PSI	-	1550 PSI
5 GPM	57 PSI	55 PSI	52 PSI	47 PSI	43 PSI	36 PSI	29 PSI	23 PSI	13 PSI	2200 PSI
7 GPM	102 PSI	92 PSI	82 PSI	72 PSI	62 PSI	52 PSI	43 PSI	33 PSI	25 PSI	2600 PSI

CHEMFLO 4, HY-SPEED, .22 DISPLACEMENT										METRIC UNITS
OIL FLOW	SHUT OFF 0 LPM	76 LPM	152 LPM	227 LPM	303 LPM	379 LPM	455 LPM	530 LPM	606 LPM	MAX. HYD. OIL PRESS.REQ.
11 LPM	1.6 BAR	1.7 BAR	1.7 BAR	1.6 BAR	1.3 BAR	1.1 BAR	.8 BAR	.05 BAR	-	106.9 BAR
19 LPM	3.9 BAR	3.8 BAR	3.6 BAR	3.2 BAR	3.0 BAR	2.5 BAR	2.0 BAR	1.6 BAR	.9 BAR	151.7 BAR
27 LPM	7.0 BAR	6.3 BAR	5.7 BAR	5.0 BAR	4.3 BAR	3.6 BAR	3.0 BAR	2.3 BAR	1.7 BAR	179.3 BAR

END SUCTION**Chemflo 5 Specifications**

- Suction: 2" ANSI 125 Flange
- Discharge: 1-1/2" ANSI 125 Flange
- Available Materials of Construction: 316 Stainless Steel
- Mechanical Seal: Viton (Standard). Optional seals available.
- (2) Hydraulic Motor Displacements: 1.16 and 1.59 cu. inch



CHEMFLO 5, 1.16 DISPLACEMENT									U.S. UNITS
OIL FLOW	SHUT OFF 0 GPM	40 GPM	80 GPM	120 GPM	160 GPM	200 GPM	240 GPM	280 GPM	MAX. HYD. OIL PRESS.REQ.
12 GPM	29 PSI	30 PSI	29 PSI	25 PSI	19 PSI	13 PSI	-	-	680 PSI
14 GPM	38 PSI	39 PSI	39 PSI	36 PSI	30 PSI	23 PSI	-	-	900 PSI
16 GPM	48 PSI	49 PSI	48 PSI	49 PSI	41 PSI	35 PSI	28 PSI	-	1200 PSI
17 GPM	62 PSI	64 PSI	63 PSI	61 PSI	56 PSI	51 PSI	43 PSI	35 PSI	1450 PSI

CHEMFLO 5, 1.16 DISPLACEMENT									METRIC UNITS
OIL FLOW	SHUT OFF 0 LPM	152 LPM	303 LPM	455 LPM	606 LPM	758 LPM	908 LPM	1060 LPM	MAX. HYD. OIL PRESS.REQ.
45 LPM	2.0 BAR	2.1 BAR	2.0 BAR	1.7 BAR	1.3 BAR	.9 BAR	-	-	46.9 BAR
53 LPM	2.6 BAR	2.7 BAR	2.7 BAR	2.5 BAR	2.1 BAR	1.6 BAR	-	-	62.1 BAR
61 LPM	3.3 BAR	3.4 BAR	3.3 BAR	3.4 BAR	2.8 BAR	2.4 BAR	1.9 BAR	-	82.8 BAR
64 LPM	4.3 BAR	4.4 BAR	4.3 BAR	4.2 BAR	3.9 BAR	3.5 BAR	3.0 BAR	2.4 BAR	100 BAR

CHEMFLO 5, 1.59 DISPLACEMENT									U.S. UNITS
OIL FLOW	SHUT OFF 0 GPM	40 GPM	80 GPM	120 GPM	160 GPM	200 GPM	240 GPM	300 GPM	MAX. HYD. OIL PRESS.REQ.
20 GPM	43 PSI	44 PSI	43 PSI	41 PSI	36 PSI	30 PSI	22 PSI	-	820 PSI
22 GPM	51 PSI	52 PSI	52 PSI	50 PSI	45 PSI	39 PSI	32 PSI	-	920 PSI
24 GPM	60 PSI	63 PSI	63 PSI	62 PSI	58 PSI	52 PSI	45 PSI	-	1100 PSI
26 GPM	69 PSI	72 PSI	73 PSI	71 PSI	69 PSI	65 PSI	57 PSI	-	1280 PSI
28 GPM	81 PSI	86 PSI	87 PSI	86 PSI	84 PSI	78 PSI	73 PSI	56 PSI	1390 PSI

CHEMFLO 5, 1.59 DISPLACEMENT									METRIC UNITS
OIL FLOW	SHUT OFF 0 LPM	152 LPM	303 LPM	455 LPM	606 LPM	758 LPM	908 LPM	1135 LPM	MAX. HYD. OIL PRESS.REQ.
76 LPM	3.0 BAR	3.0 BAR	3.0 BAR	2.8 BAR	2.5 BAR	2.1 BAR	1.5 BAR	-	56.6 BAR
83 LPM	3.5 BAR	3.6 BAR	3.6 BAR	3.4 BAR	3.1 BAR	2.7 BAR	2.2 BAR	-	63.4 BAR
91 LPM	4.1 BAR	4.3 BAR	4.3 BAR	4.3 BAR	4.0 BAR	3.6 BAR	3.1 BAR	-	75.9 BAR
98 LPM	4.8 BAR	5.0 BAR	5.0 BAR	4.9 BAR	4.8 BAR	4.5 BAR	3.9 BAR	-	88.3 BAR
106 LPM	5.6 BAR	5.9 BAR	6.0 BAR	5.9 BAR	5.8 BAR	5.4 BAR	5.0 BAR	3.9 BAR	95.9 BAR

END SUCTION

Chemflo 6 Specifications

- Suction: 3" ANSI 125 Flange
- Discharge: 2" ANSI 125 Flange
- Available Materials of Construction: 316 Stainless Steel
- Mechanical Seal: Viton (Standard). Optional seals available.
- (2) Hydraulic Motor Displacements: 1.16 and 1.59 cu. inch



CHEMFLO 6, 1.16 DISPLACEMENT									U.S. UNITS
OIL FLOW	SHUT OFF 0 GPM	75 GPM	150 GPM	225 GPM	300 GPM	375 GPM	450 GPM	500 GPM	MAX. HYD. OIL PRESS.REQ.
12 GPM	29 PSI	29 PSI	27 PSI	25 PSI	21 PSI	14 PSI	-	-	1150 PSI
14 GPM	38 PSI	38 PSI	36 PSI	34 PSI	30 PSI	25 PSI	-	-	1400 PSI
16 GPM	49 PSI	50 PSI	48 PSI	47 PSI	43 PSI	37 PSI	29 PSI	-	1700 PSI
18 GPM	62 PSI	62 PSI	61 PSI	60 PSI	56 PSI	51 PSI	43 PSI	39 PSI	2200 PSI

CHEMFLO 6, 1.16 DISPLACEMENT									METRIC UNITS
OIL FLOW	SHUT OFF 0 LPM	284 LPM	568 LPM	852 LPM	1136 LPM	1420 LPM	1705 LPM	1894 LPM	MAX. HYD. OIL PRESS.REQ.
45 LPM	2.0 BAR	2.0 BAR	1.9 BAR	1.7 BAR	1.4 BAR	1.0 BAR	-	-	79.3 BAR
53 LPM	2.6 BAR	2.6 BAR	2.5 BAR	2.3 BAR	2.1 BAR	1.7 BAR	-	-	96.6 BAR
61 LPM	3.4 BAR	3.4 BAR	3.3 BAR	3.2 BAR	3.0 BAR	2.6 BAR	2.0 BAR	-	117.2 BAR
68 LPM	4.3 BAR	4.3 BAR	4.2 BAR	4.1 BAR	3.9 BAR	3.5 BAR	3.0 BAR	2.7 BAR	151.7 BAR

CHEMFLO 6, 1.59 DISPLACEMENT									U.S. UNITS
OIL FLOW	SHUT OFF 0 GPM	75 GPM	150 GPM	225 GPM	300 GPM	375 GPM	450 GPM	500 GPM	MAX. HYD. OIL PRESS.REQ.
20 GPM	39 PSI	40 PSI	39 PSI	36 PSI	31 PSI	-	-	-	1210 PSI
22 GPM	52 PSI	53 PSI	52 PSI	48 PSI	41 PSI	-	-	-	1440 PSI
24 GPM	65 PSI	65 PSI	64 PSI	61 PSI	55 PSI	46 PSI	-	-	1670 PSI
26 GPM	74 PSI	74 PSI	74 PSI	73 PSI	69 PSI	61 PSI	48 PSI	-	1880 PSI
27 GPM	82 PSI	82 PSI	81 PSI	79 PSI	76 PSI	67 PSI	54 PSI	44 PSI	2000 PSI

CHEMFLO 6, 1.59 DISPLACEMENT									METRIC UNITS
OIL FLOW	SHUT OFF 0 LPM	284 LPM	568 LPM	852 LPM	1136 LPM	1420 LPM	1705 LPM	1894 LPM	MAX. HYD. OIL PRESS.REQ.
76 LPM	2.7 BAR	2.8 BAR	2.7 BAR	2.5 BAR	2.1 BAR	-	-	-	83.4 BAR
83 LPM	3.6 BAR	3.7 BAR	3.6 BAR	3.3 BAR	2.8 BAR	-	-	-	99.3 BAR
91 LPM	4.5 BAR	4.5 BAR	4.4 BAR	4.2 BAR	3.8 BAR	3.2 BAR	-	-	115.2 BAR
98 LPM	5.1 BAR	5.1 BAR	5.1 BAR	5.0 BAR	4.8 BAR	4.2 BAR	3.3 BAR	-	129.7 BAR
102 LPM	5.7 BAR	5.7 BAR	5.6 BAR	5.4 BAR	5.2 BAR	4.6 BAR	3.7 BAR	3.0 BAR	137.9 BAR

END SUCTION

Chemflo 7 Specifications

- Suction: 2" ANSI 125 Flange
- Discharge: 1" ANSI 125 Flange
- Available Materials of Construction: 316 Stainless Steel
- Mechanical Seal: Viton (Standard). Optional seals available.
- (2) Hydraulic Motor Displacements: 1.16 and 1.59 cu. inch



CHEMFLO 7, 1.16 DISPLACEMENT									U.S. UNITS
OIL FLOW	SHUT OFF 0 GPM	40 GPM	80 GPM	120 GPM	160 GPM	200 GPM	240 GPM	280 GPM	MAX. HYD. OIL PRESS.REQ.
12 GPM	52 PSI	51 PSI	42 PSI	26 PSI	-	-	-	-	1140 PSI
14 GPM	70 PSI	66 PSI	56 PSI	39 PSI	-	-	-	-	1410 PSI
16 GPM	87 PSI	85 PSI	77 PSI	61 PSI	39 PSI	-	-	-	1700 PSI
18 GPM	116 PSI	106 PSI	97 PSI	82 PSI	61 PSI	30 PSI	-	-	2100 PSI

CHEMFLO 7, 1.16 DISPLACEMENT									METRIC UNITS
OIL FLOW	SHUT OFF 0 LPM	152 LPM	303 LPM	455 LPM	606 LPM	758 LPM	908 LPM	1060 LPM	MAX. HYD. OIL PRESS.REQ.
45 LPM	3.6 BAR	3.5 BAR	2.9 BAR	1.8 BAR	-	-	-	-	78.6 BAR
53 LPM	4.8 BAR	4.6 BAR	3.9 BAR	2.7 BAR	-	-	-	-	97.2 BAR
61 LPM	6.0 BAR	5.9 BAR	5.3 BAR	4.2 BAR	2.7 BAR	-	-	-	117.2 BAR
68 LPM	8.0 BAR	7.3 BAR	6.7 BAR	5.7 BAR	4.2 BAR	2.1 BAR	-	-	144.8 BAR

CHEMFLO 7, 1.59 DISPLACEMENT									U.S. UNITS
OIL FLOW	SHUT OFF 0 GPM	40 GPM	80 GPM	120 GPM	160 GPM	200 GPM	240 GPM	280 GPM	MAX. HYD. OIL PRESS.REQ.
18 GPM	64 PSI	61 PSI	52 PSI	36 PSI	-	-	-	-	1100 PSI
20 GPM	78 PSI	74 PSI	65 PSI	52 PSI	30 PSI	-	-	-	1200 PSI
22 GPM	94 PSI	93 PSI	87 PSI	71 PSI	51 PSI	-	-	-	1450 PSI
24 GPM	113 PSI	110 PSI	104 PSI	90 PSI	69 PSI	39 PSI	-	-	1620 PSI
26 GPM	128 PSI	127 PSI	122 PSI	110 PSI	89 PSI	61 PSI	42 PSI	-	1930 PSI
28 GPM	147 PSI	145 PSI	139 PSI	128 PSI	109 PSI	82 PSI	65 PSI	38 PSI	2150 PSI

CHEMFLO 7, 1.59 DISPLACEMENT									METRIC UNITS
OIL FLOW	SHUT OFF 0 LPM	152 LPM	303 LPM	455 LPM	606 LPM	758 LPM	908 LPM	1060 LPM	MAX. HYD. OIL PRESS.REQ.
68 LPM	4.4 BAR	4.2 BAR	3.6 BAR	2.5 BAR	-	-	-	-	75.9 BAR
76 GPM	5.4 BAR	5.1 BAR	4.5 BAR	3.6 BAR	2.1 BAR	-	-	-	82.8 BAR
83 GPM	6.5 BAR	6.4 BAR	6.0 BAR	4.9 BAR	3.5 BAR	-	-	-	100.0 BAR
91 GPM	7.8 BAR	7.6 BAR	7.2 BAR	6.2 BAR	4.8 BAR	2.7 BAR	-	-	111.7 BAR
98 GPM	8.8 BAR	8.8 BAR	8.4 BAR	7.6 BAR	6.1 BAR	4.2 BAR	2.9 BAR	-	133.1 BAR
106 GPM	10.1 BAR	10.0 BAR	9.6 BAR	8.8 BAR	7.5 BAR	5.7 BAR	4.5 BAR	2.6 BAR	148.3 BAR

END SUCTION

Chemflo 8 Specifications

- Suction: 3" ANSI 125 Flange
- Discharge: 1-1/2" ANSI 125 Flange
- Available Materials of Construction: 316 Stainless Steel
- Mechanical Seal: Viton (Standard). Optional seals available.
- (1) Hydraulic Motor Displacements: 1.59 cu. inch



CHEMFLO 8, 1.59 DISPLACEMENT										U.S. UNITS
OIL FLOW	SHUT OFF 0 GPM	60 GPM	120 GPM	180 GPM	240 GPM	300 GPM	360 GPM	420 GPM		MAX. HYD. OIL PRESS.REQ.
18 GPM	65 PSI	64 PSI	59 PSI	52 PSI	42 PSI	26 PSI	-	-		1550 PSI
20 GPM	79 PSI	78 PSI	74 PSI	66 PSI	55 PSI	39 PSI	-	-		1750 PSI
22 GPM	96 PSI	95 PSI	91 PSI	83 PSI	71 PSI	56 PSI	-	-		1960 PSI
24 GPM	115 PSI	114 PSI	112 PSI	104 PSI	94 PSI	78 PSI	59 PSI	-		2280 PSI
26 GPM	131 PSI	131 PSI	130 PSI	126 PSI	116 PSI	102 PSI	81 PSI	-		2430 PSI

CHEMFLO 8, 1.59 DISPLACEMENT										METRIC UNITS
OIL FLOW	SHUT OFF 0 LPM	227 LPM	455 LPM	382 LPM	909 LPM	1136 LPM	1364 LPM	1591 LPM		MAX. HYD. OIL PRESS.REQ.
68 LPM	4.5 BAR	4.4 BAR	4.1 BAR	3.6 BAR	2.9 BAR	1.8 BAR	-	-		106.9 BAR
76 GPM	5.4 BAR	5.4 BAR	5.1 BAR	4.6 BAR	3.8 BAR	2.7 BAR	-	-		120.7 BAR
83 GPM	6.6 BAR	6.6 BAR	6.3 BAR	5.7 BAR	4.9 BAR	3.9 BAR	-	-		135.2 BAR
91 GPM	7.9 BAR	7.9 BAR	7.7 BAR	7.2 BAR	6.5 BAR	5.4 BAR	4.1 BAR	-		157.2 BAR
98 GPM	9.0 BAR	9.0 BAR	9.0 BAR	8.7 BAR	8.0 BAR	7.0 BAR	5.6 BAR	-		167.6 BAR

END SUCTION

FRX75 Specifications

- Suction: 3/4" NPT
- Discharge: 3/4" NPT
- Available Materials of Construction: 316 Stainless Steel (Investment Cast)
- Mechanical Seal: Viton (Standard). Optional seals available.
- (1) Hydraulic Motor Displacements: .08 cu. inch



FRX75-HYD, .08 DISPLACEMENT											U.S. UNITS
OIL FLOW	SHUT OFF 0 GPM	5 GPM	10 GPM	15 GPM	20 GPM	25 GPM	30 GPM	35 GPM	40 GPM	45 GPM	MAX. HYD. OIL PRESS.REQ.
1.5 GPM	15.2 PSI	13.4 PSI	12.1 PSI	10.8 PSI	8.7 PSI	6.5 PSI	-	-	-	-	500 PSI
2 GPM	26.0 PSI	23.4 PSI	21.7 PSI	19.1 PSI	15.6 PSI	13.9 PSI	10.8 PSI	7.8 PSI	-	-	700 PSI
2.5 GPM	37.7 PSI	33.8 PSI	30.7 PSI	28.1 PSI	23.8 PSI	20.8 PSI	17.8 PSI	14.3 PSI	10.0 PSI	-	950 PSI
3 GPM	53.7 PSI	49.4 PSI	49.4 PSI	41.1 PSI	39.0 PSI	32.9 PSI	28.1 PSI	23.8 PSI	19.1 PSI	13.0 PSI	1200 PSI

FRX75-HYD, .08 DISPLACEMENT											METRIC UNITS
OIL FLOW	SHUT OFF 0 LPM	19 LPM	38 LPM	57 LPM	76 LPM	95 LPM	114 LPM	133 LPM	152 LPM	170 LPM	MAX. HYD. OIL PRESS.REQ.
6 LPM	1.0 BAR	.9 BAR	.8 BAR	.7 BAR	.6 BAR	.4 BAR	-	-	-	-	34.5 BAR
8 LPM	1.8 BAR	1.6 BAR	1.5 BAR	1.3 BAR	1.1 BAR	1.0 BAR	.7 BAR	.5 BAR	-	-	48.3 BAR
9 LPM	2.6 BAR	2.3 BAR	2.1 BAR	1.9 BAR	1.6 BAR	1.4 BAR	1.2 BAR	1.0 BAR	.7 BAR	-	65.5 BAR
11 LPM	3.7 BAR	3.4 BAR	3.4 BAR	2.8 BAR	2.7 BAR	2.3 BAR	1.9 BAR	1.6 BAR	1.3 BAR	.9 BAR	82.8 BAR

HYDRAULIC SUBASSEMBLY FEATURES

Cast Iron Pedestal Hydraulic Motor

- Four (4) Displacements Offered: Gerotor Type
- Mounts To Pedestal Type Pumps
- Adjustable Flow Control (Optional): Allows For Bypass In Open Center Hydraulic Systems
- Hardened 8620 Steel Shaft (One Piece With Double Row Bearing) Eliminates Drive Line Connection Alignment, Wear & Vibration
- Class 40 Cast Iron
- Unique Internal Check Assembly Allows For Bi-Rotation While Protecting The Seal From Realizing High Pressure. Motors Equipped With The Flow Control Feature For Right Rotation Pumps Only!
- SAE #8 Ports
- SAE #4 Case Drain Allows For Drain Back-To-Tank. Allowing Motors To Be Run In Series And Protect The Seal With Single Directional Motors. Can Be Plugged When Not Needed.
- Pedestal Mount Is Equipped With Two (2) Lip Seals

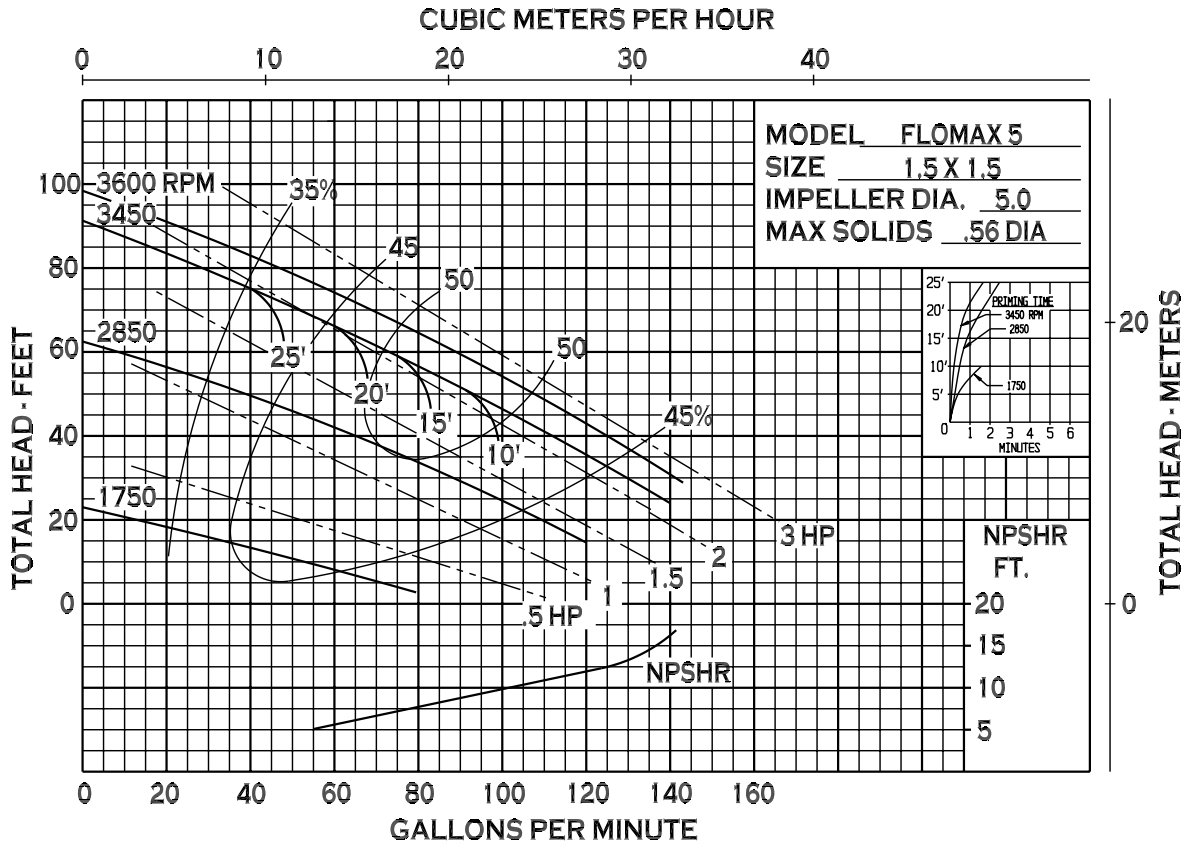
Cast Iron Hy-Speed Hydraulic Motor

- Four (4) Displacements Offered: Gerotor Type
- Mounts To Pumps Compatible With Pumps Designed To Fit 145TC Motors
- Adjustable Flow Control (Optional): Allows For Bypass In Open Center Hydraulic Systems
- Optional Base Assembly
- Class 40 Cast Iron
- SAE #8 Ports
- SAE #4 Case Drain Allows For Drain Back-To-Tank. Allowing Motors To Be Run In Series And Protect The Seal With Single Directional Motors.

SELF-PRIMING

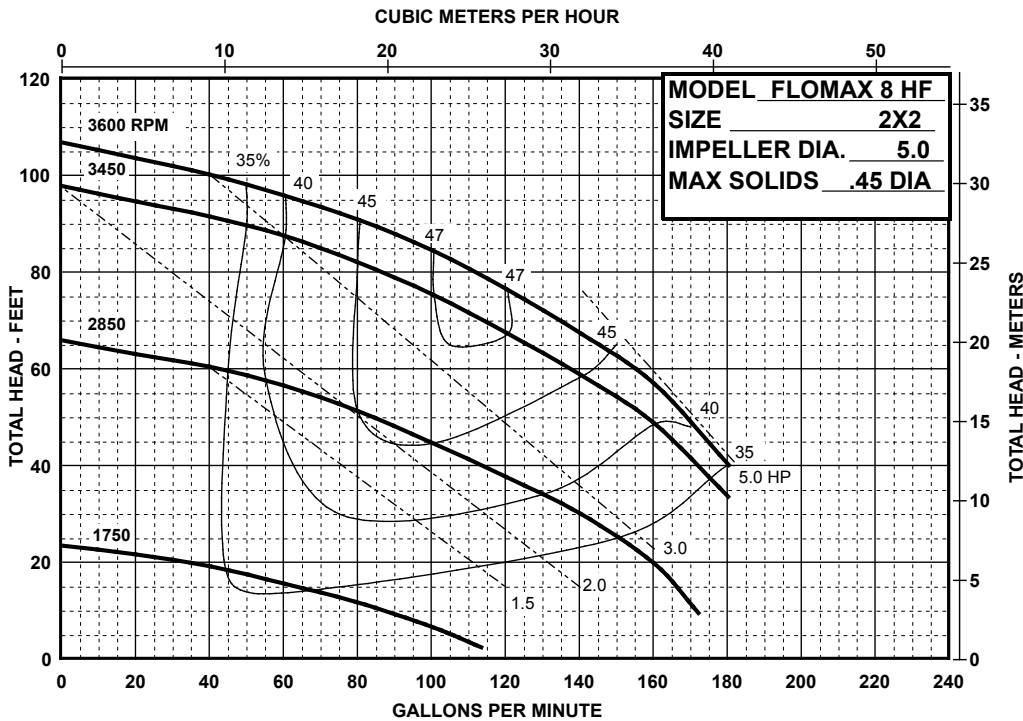

FLOMAX 5 Specifications

- Suction: 1-1/2" NPT (BSP)
- Discharge: 2" NPT (BSP)
- Available Materials of Construction: Cast Iron, Bronze and Aluminum
- Mechanical Seal: Viton (Standard). Optional seals available.
- Shaft Sleeve: 3/4"
- Engine Horsepower: 5 HP and 5.5 HP



**SELF-PRIMING
FLOMAX 8 Specifications**

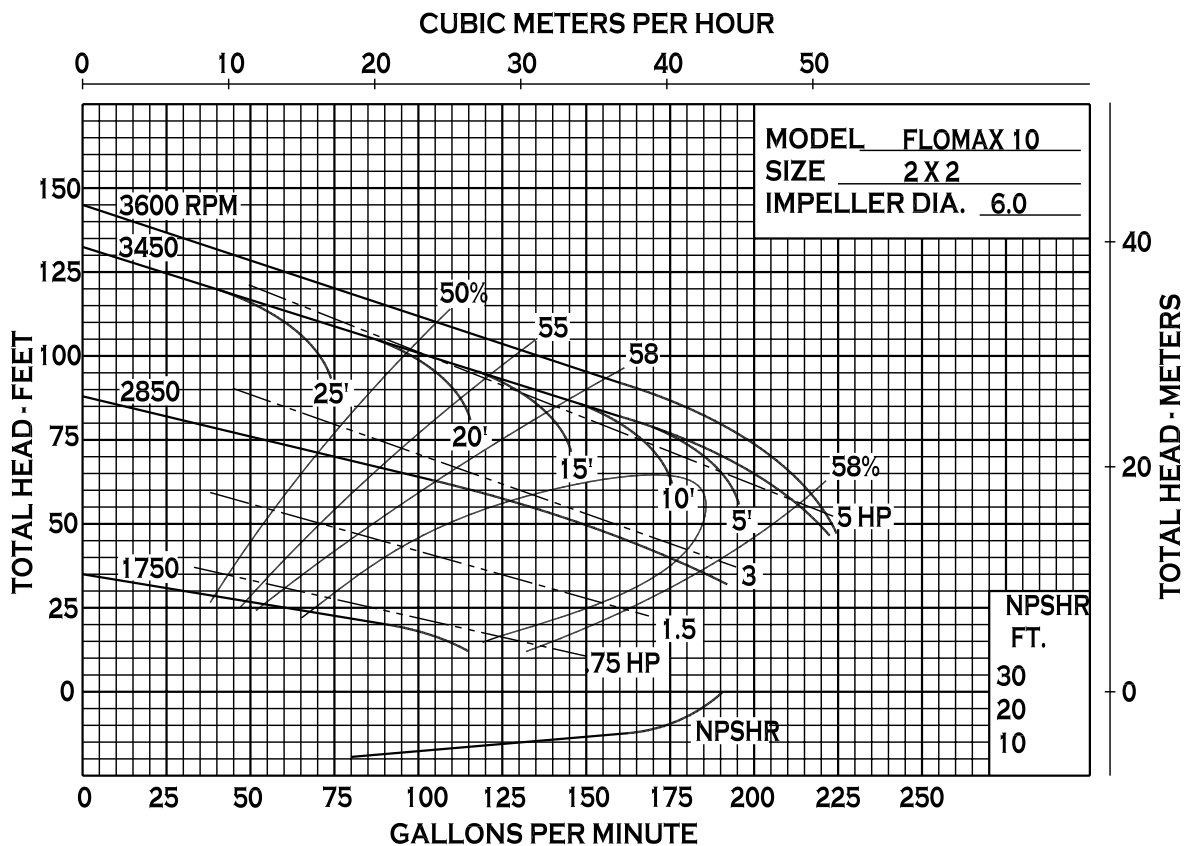
- Suction: 2" NPT (BSP)
- Discharge: 2" NPT (BSP)
- Available Materials of Construction: Cast Iron, Bronze, 316 SS and Aluminum
- Mechanical Seal: Viton (Standard). Optional seals available.
- Shaft Sleeve: 3/4"
- Engine Horsepower: 5 HP and 5.5 HP



SELF-PRIMING

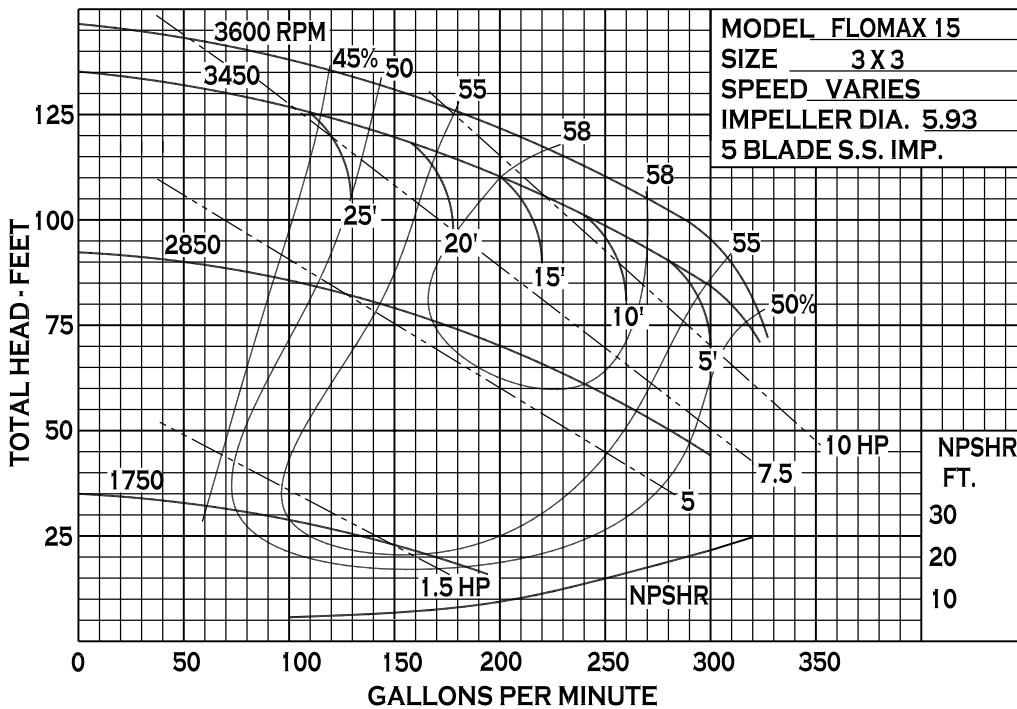
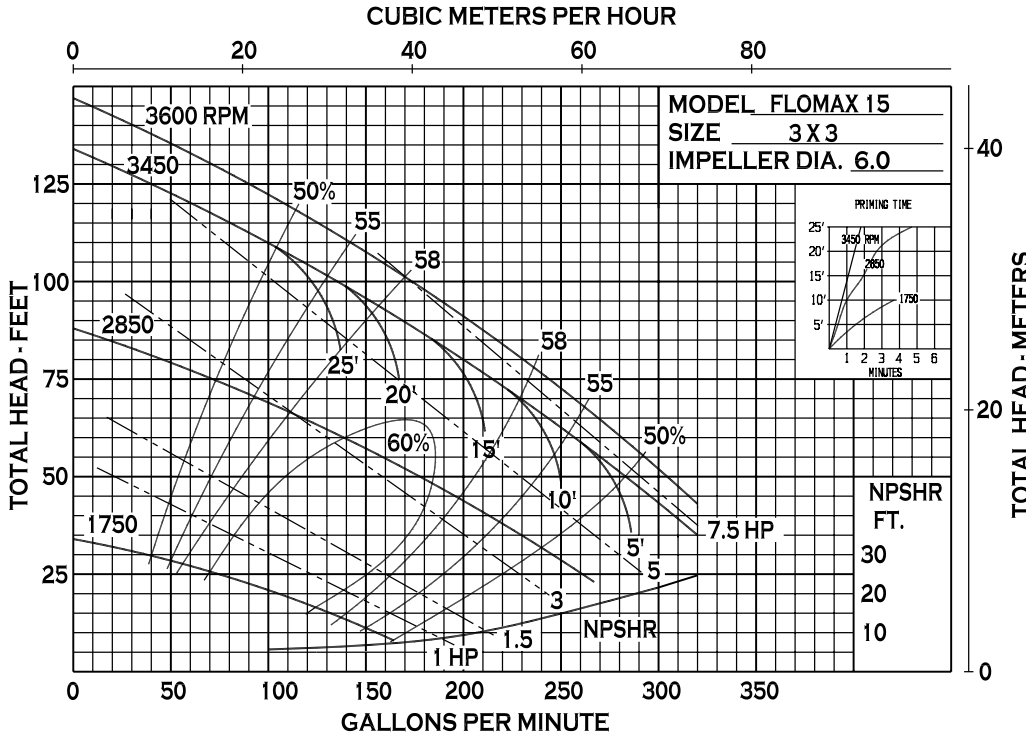
FLOMAX 10 Specifications

- Suction: 2" NPT (BSP)
- Discharge: 2" NPT (BSP)
- Available Materials of Construction: Cast Iron and Bronze
- Mechanical Seal: Viton (Standard). Optional seals available.
- Shaft: 3/4", 1" and 1-1/8"
- Engine Horsepower: 5.5, 6.5, 11 and 13 HP



SELF-PRIMING
FLOMAX 15 Specifications

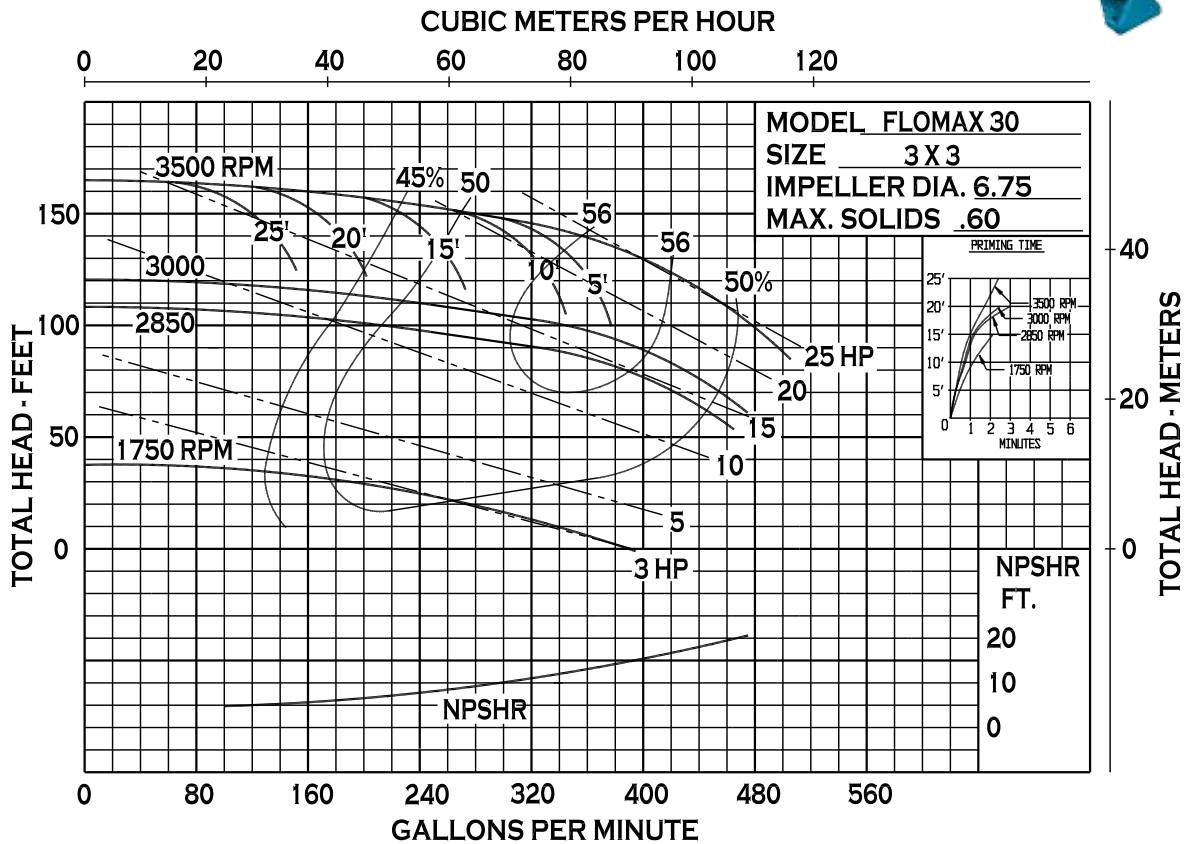
- Suction: 3" NPT (BSP)
- Discharge: 3" NPT (BSP)
- Available Materials of Construction: Cast Iron, Bronze, and 316 Stainless Steel
- Mechanical Seal: Viton (Standard). Optional seals available.
- Shaft: 3/4" and 1"
- Engine Horsepower: 5.5, 6.5, 11 and 13 HP



END SUCTION

FLOMAX 30 Specifications

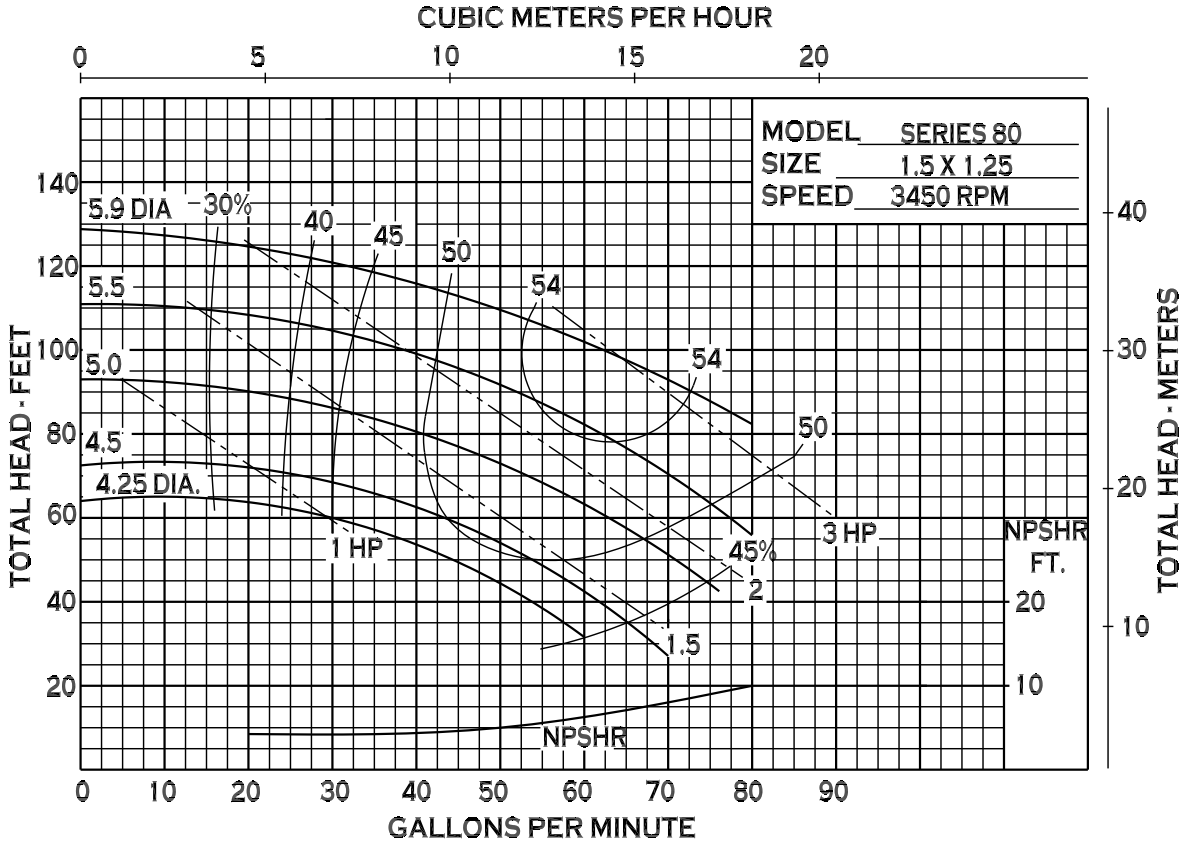
- Suction: 3" NPT (BSP)
- Discharge: 3" NPT (BSP)
- Available Materials of Construction: Cast Iron and Bronze
Mechanical Seal: Viton (Standard). Optional seals available.
- Shaft: 1" and 1-1/8"
- Engine Horsepower: 25 HP



END SUCTION

SERIES 80 Specifications

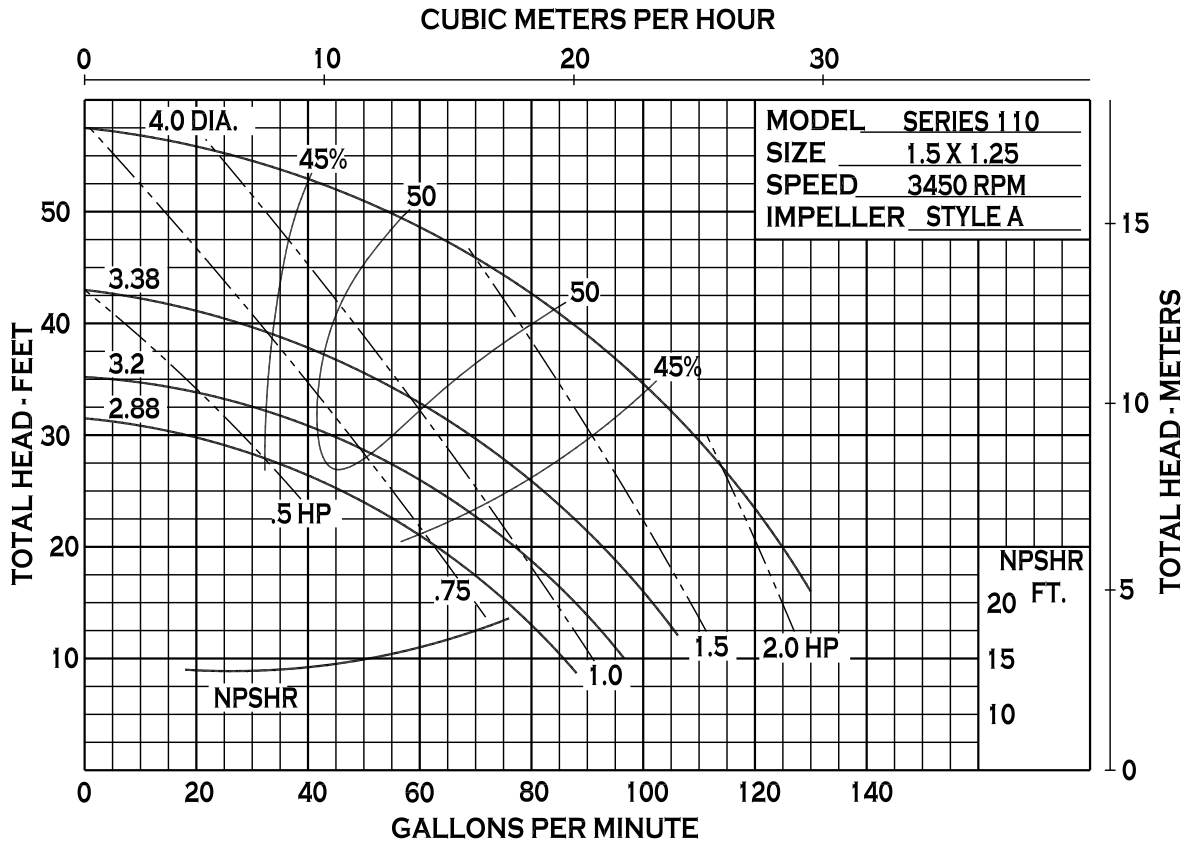
- Suction: 1-1/2" NPT
- Discharge: 1-1/4" NPT
- Available Materials of Construction: Cast Iron and Bronze
- Mechanical Seal: Viton (Standard). Optional seals available.
- Shaft: 3/4"
- Engine Horsepower: 5.5 HP



END SUCTION

SERIES 110 Specifications

- Suction: 1-1/2" NPT
- Discharge: 1-1/4" NPT
- Available Materials of Construction: Cast Iron and Bronze
- Mechanical Seal: Viton (Standard). Optional seals available.
- Shaft: 3/4"
- Engine Horsepower: 5.5 HP



VAL-U-DRIVE Engine Series

MP Pumps offers a economical line of gasoline and diesel engines for use with its FLOMAX® self-priming and Series end-suction centrifugal pumps. These engines meet off road EPA phase-2 standards and CARB standards.

Engine features include:

- Low Oil Shutdown
- Dual Element Air Filter
- Fuel Shutoff Valve
- Muffler Guard
- Manual Choke/Throttle Controls

Engine service parts are available from MP Pumps, Inc.

Adaptable to Models:

- Flomax 5
- Flomax 8
- Flomax 10
- Flomax 15
- Series 80
- Series 110



Specifications

Fuel	Gasoline	Gasoline	Gasoline
Max Power Output	4.1 KW/5.5 HP	4.8KW/6.5 HP	8.1 KW/11.0 HP
Shaft Diameter	3/4"	3/4"	3/4"
Engine Type	4 Stroke, 1 Cyl. Air Cooled	4 Stroke, 1 Cyl. Air Cooled	4 Stroke, 1 Cyl. Air Cooled
Engine Speed	3600 RPM	3600 RPM	3600 RPM
Starting System	Recoil	Recoil	Electric

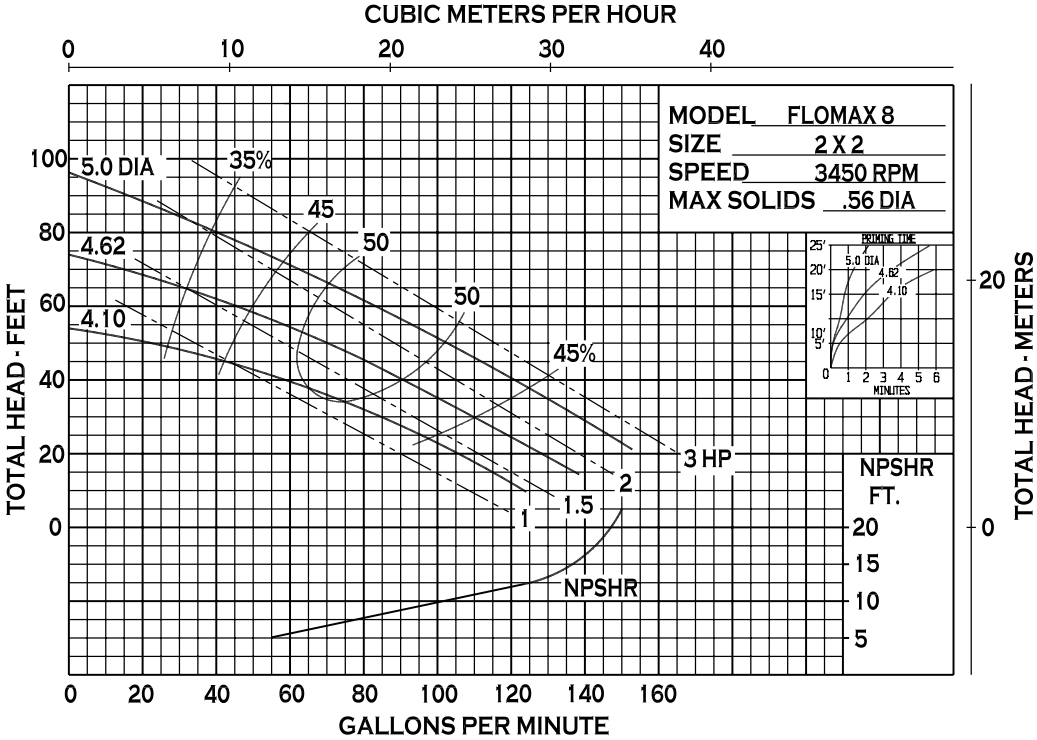

Specifications

Fuel	Diesel	Diesel
Rated Power Output	4 KW/5.4 HP	5.7 KW/7.75 HP
Shaft Diameter	3/4"	3/4"
Engine Type	4 Stroke, 1 Cyl., Air Cooled	4 Stroke, 1 Cyl., Air Cooled
Engine Speed	3600 RPM	3600 RPM
Starting System	Recoil	Recoil or Electric

SELF-PRIMING

FLOMAX 5 and 8 Specifications

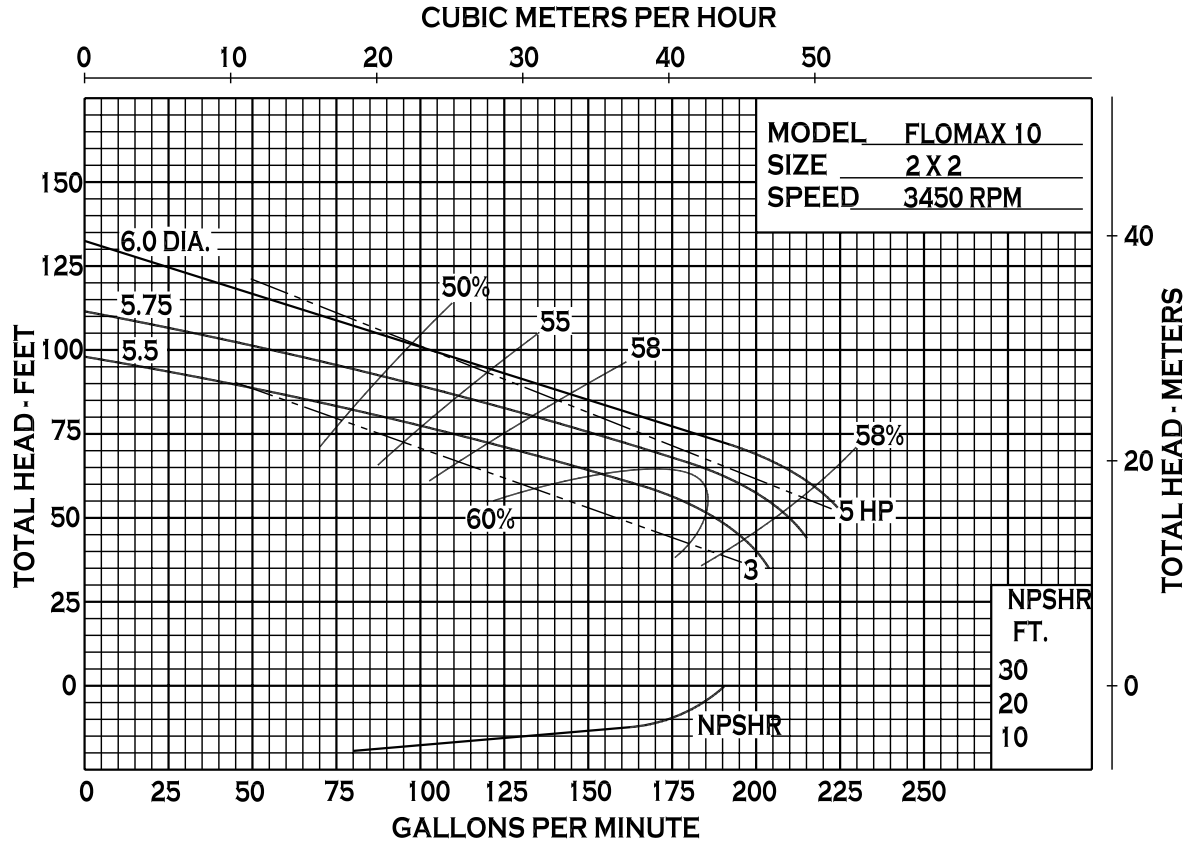
- Suction: 1-1/2" and 2" NPT (BSP)
- Discharge: 2" NPT (BSP)
- Available Materials of Construction: Cast Iron, Bronze and Aluminum
FLOMAX 8 available in 316 Stainless Steel
- Mechanical Seal: Viton (Standard). Optional seals available.
- Pedestal Drive Shaft: 3/4"



SELF-PRIMING

FLOMAX 10 Specifications

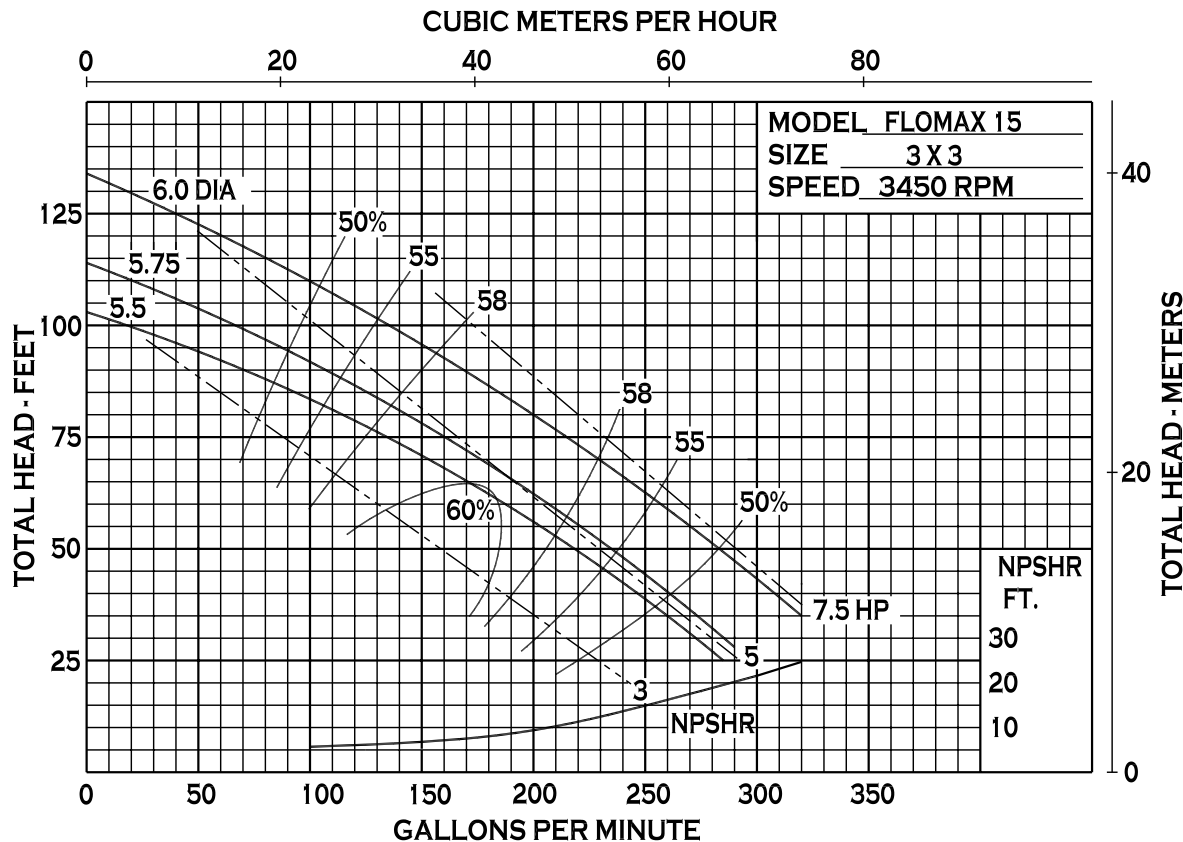
- Suction: 2" NPT (BSP)
- Discharge: 2" NPT (BSP)
- Available Materials of Construction: Cast Iron and Bronze
- Mechanical Seal: Viton (Standard). Optional seals available.
- Pedestal Drive Shaft: 1"



SELF-PRIMING

FLOMAX 15 Specifications

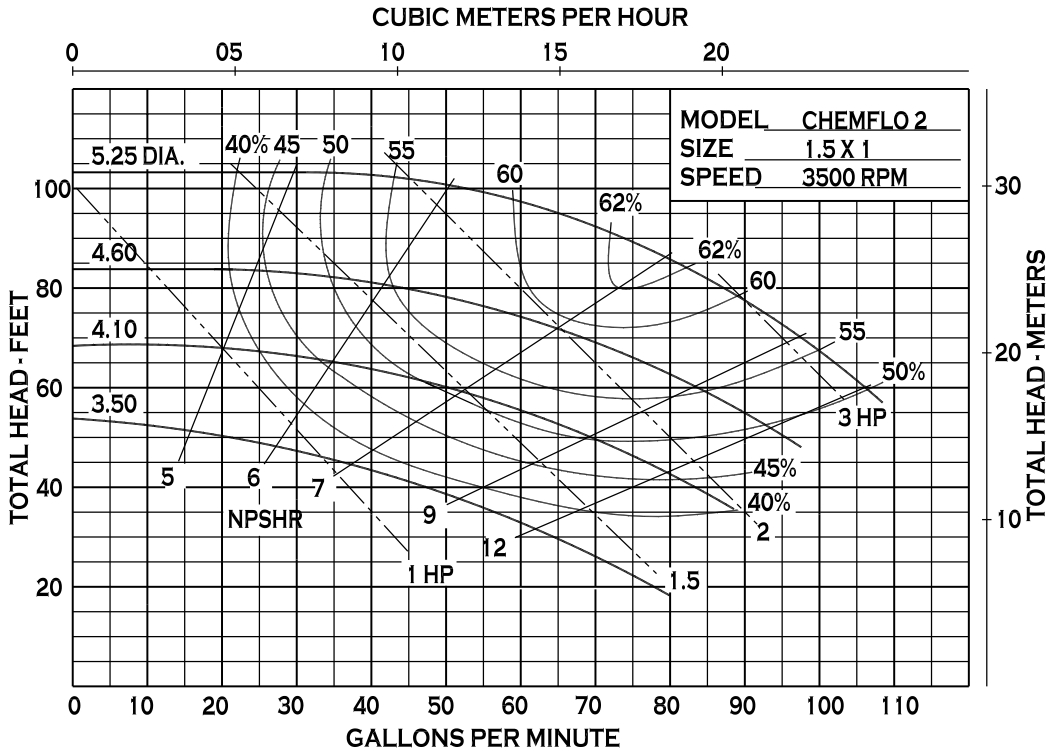
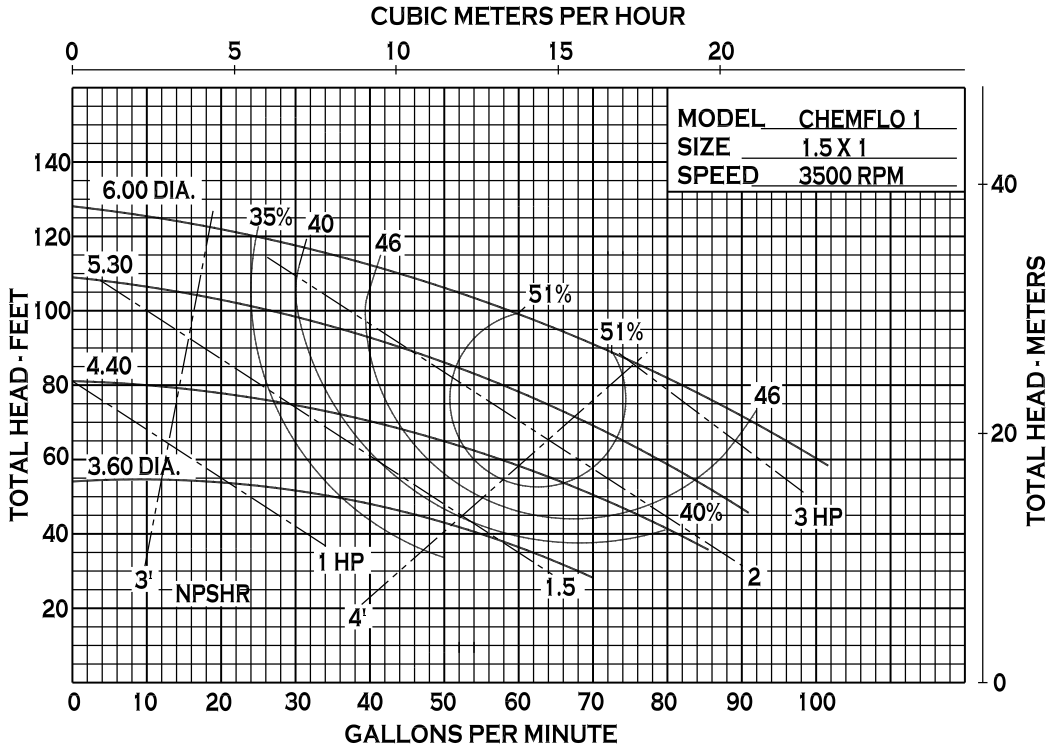
- Suction: 3" NPT (BSP)
- Discharge: 3" NPT (BSP)
- Available Materials of Construction: Cast Iron, 316 Stainless Steel and Bronze
- Mechanical Seal: Viton (Standard). Optional seals available.
- Pedestal Drive Shaft: 3/4"



END SUCTION

CHEMFLO 1 and 2 Specifications

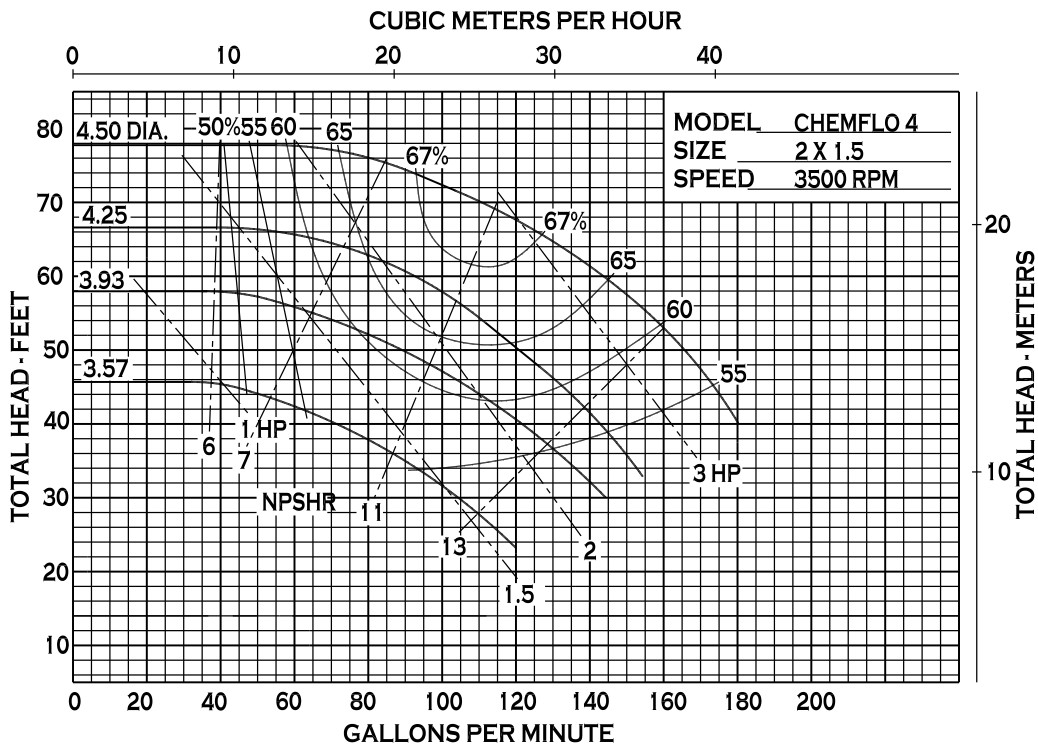
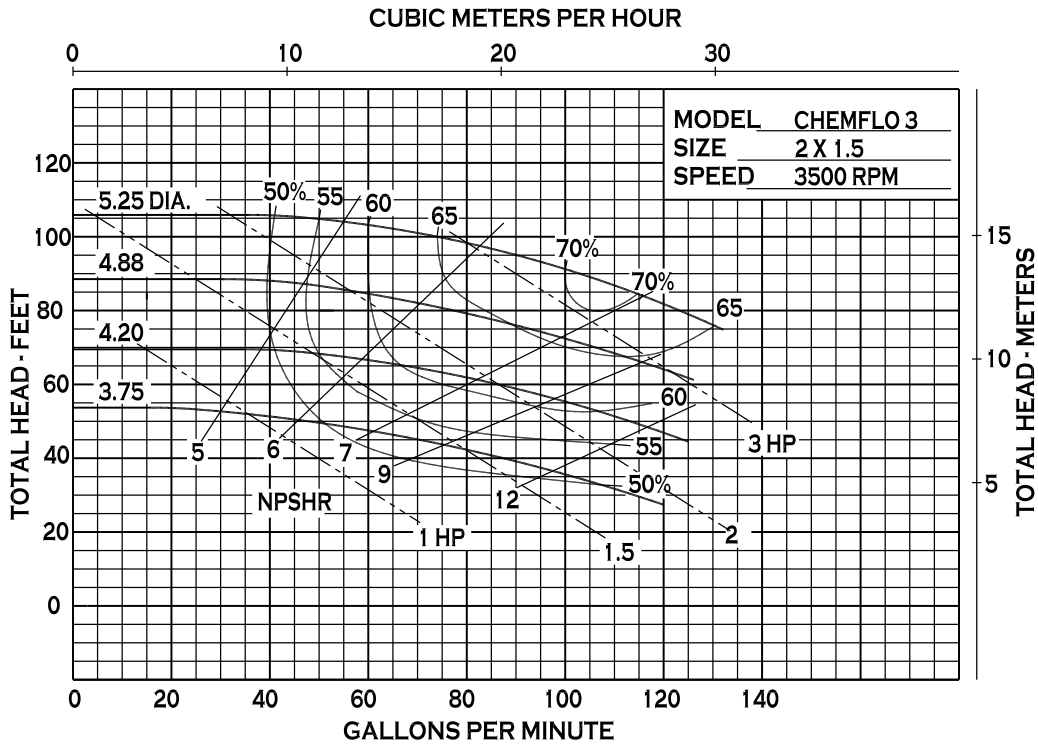
- Suction: 1-1/2" NPT
- Discharge: 1" NPT
- Available Materials of Construction: 316 Stainless Steel (Investment Cast) and Nickel Bronze Aluminum
- Mechanical Seal: Viton (Standard). Optional seals available.
- Pedestal Drive Shaft: 3/4"



END SUCTION

CHEMFLO 3 and 4 Specifications

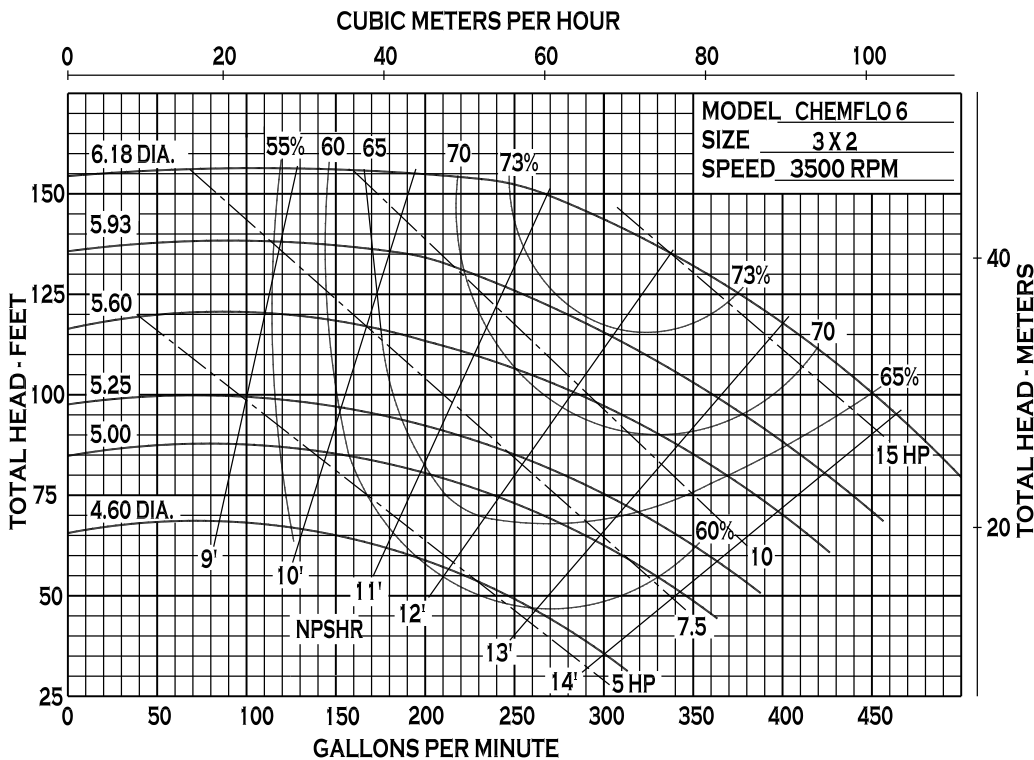

- Suction: 2" NPT
- Discharge: 1-1/2" NPT
- Available Materials of Construction: 316 Stainless Steel (Investment Cast) and Nickel Bronze Aluminum
- Mechanical Seal: Viton (Standard). Optional seals available.
- Pedestal Drive Shaft: 3/4"



END SUCTION

CHEMFLO 5 and 6 Specifications

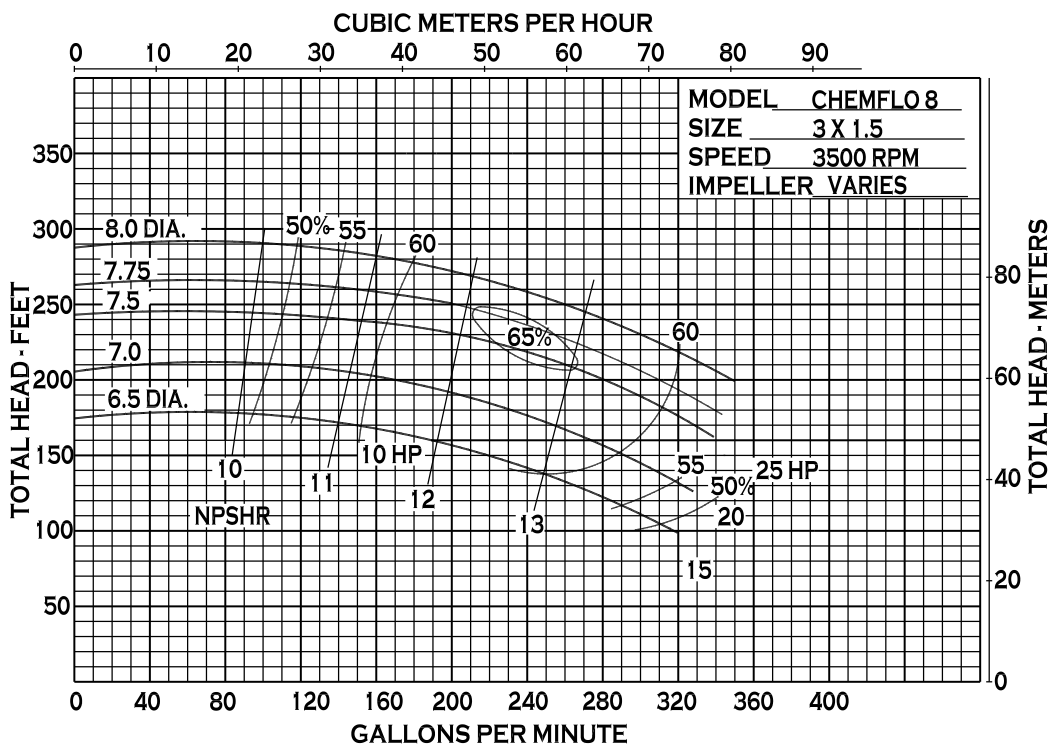
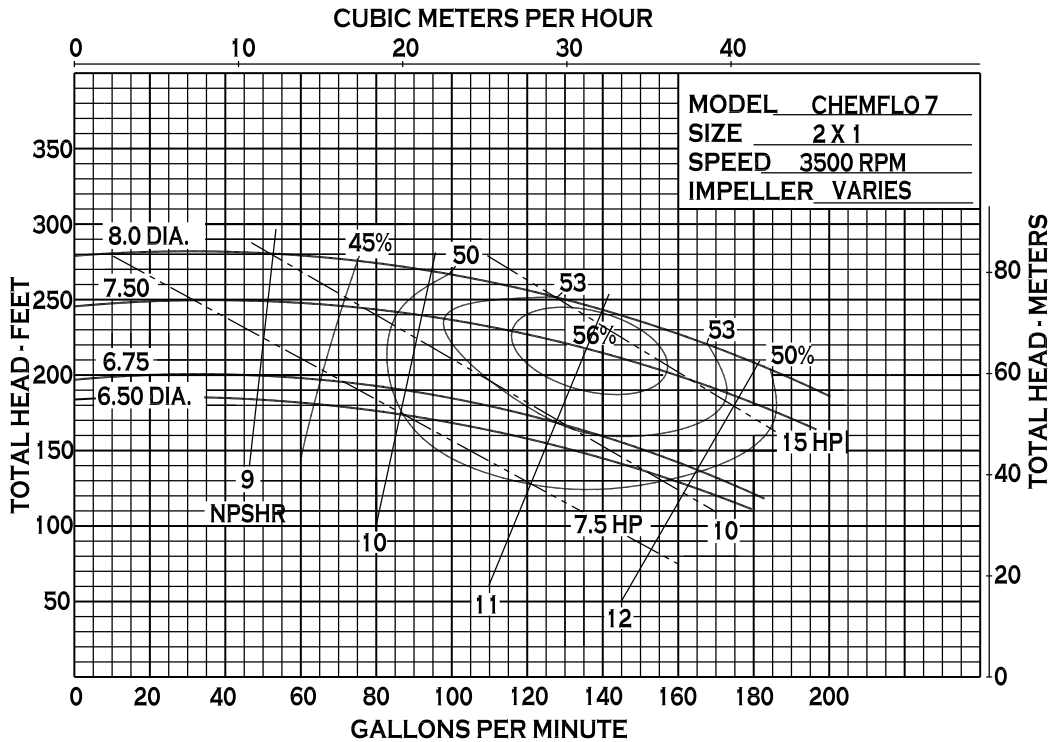
- Suction: 2" and 3" ANSI 125 Flange
- Discharge: 1-1/2" and 2" ANSI 125 Flange
- Available Materials of Construction: 316 Stainless Steel
- Mechanical Seal: Viton (Standard). Optional seals available.
- Pedestal Drive Shaft: 1-1/8"



END SUCTION

CHEMFLO 7 and 8 Specifications

- Suction: 2" and 3" ANSI 125 Flange
- Discharge: 1" and 1-1/2" ANSI 125 Flange
- Available Materials of Construction: 316 Stainless Steel
- Mechanical Seal: Viton (Standard). Optional seals available.
- Pedestal Drive Shaft: 1-1/8"





At MP Pumps, Inc., our goal is to make doing business with us easier than ever. To meet that goal, we have to really know our customers and their needs and be willing to constantly make changes and improvements to meet those needs. If you take a look at our website, you will have access to:

- Complete Catalogs
- Installation/Service Bulletins
- Pricing
- Contact information
- Technical Data
- Full Product Specifications
- Pump Applications
- Online Ordering
- Customer Survey

For more information on MP Pumps, Inc. and our products, visit www.mppumps.com.



34800 BENNETT • FRASER, MI 48026-1686
 (586) 293-8240 • FAX (586) 293-8469
 (800) 563-8006 • www.mppumps.com